



Recovery of large carnivores in Europe's modern human-dominated landscapes

Guillaume Chapron *et al.*
Science **346**, 1517 (2014);
DOI: 10.1126/science.1257553

This copy is for your personal, non-commercial use only.

If you wish to distribute this article to others, you can order high-quality copies for your colleagues, clients, or customers by [clicking here](#).

Permission to republish or repurpose articles or portions of articles can be obtained by following the guidelines [here](#).

The following resources related to this article are available online at www.sciencemag.org (this information is current as of December 18, 2014):

Updated information and services, including high-resolution figures, can be found in the online version of this article at:

<http://www.sciencemag.org/content/346/6216/1517.full.html>

Supporting Online Material can be found at:

<http://www.sciencemag.org/content/suppl/2014/12/17/346.6216.1517.DC1.html>

This article **cites 107 articles**, 6 of which can be accessed free:

<http://www.sciencemag.org/content/346/6216/1517.full.html#ref-list-1>

This article appears in the following **subject collections**:

Ecology

<http://www.sciencemag.org/cgi/collection/ecology>

U.S. National Climate Data Center (<http://www.ncdc.noaa.gov/paleo/study/17455>) and Pangaea (<http://doi.pangaea.de/10.1594/PANGAEA.839454>) and can be accessed in tables S3 and S4. Financial support was provided by the Comer Science and Education Foundation (CTH/RFA), the W.O. Crosby Fellowship (C.T.H.), Swiss National Science Foundation grants

PZ00P2_142424 (AM-G) and PPO0P2_144811 (SLJ), and ETH grant ETH-04 11-1 (SLJ/APH).

SUPPLEMENTARY MATERIALS

www.sciencemag.org/content/346/6216/1514/suppl/DC1
Materials and Methods

Figs. S1 and S2
Tables S1 to S4
References (35–51)

28 May 2014; accepted 21 November 2014
10.1126/science.1256620

CONSERVATION

Recovery of large carnivores in Europe's modern human-dominated landscapes

Guillaume Chapron,^{1*} Petra Kaczensky,² John D. C. Linnell,³ Manuela von Arx,⁴ Djuro Huber,⁵ Henrik Andrén,¹ José Vicente López-Bao,^{1,6†} Michal Adamec,⁷ Francisco Álvares,⁸ Ole Anders,⁹ Linas Balčiauskas,¹⁰ Vaidas Balys,¹¹ Péter Bedő,¹² Ferdinand Bego,¹³ Juan Carlos Blanco,¹⁴ Urs Breitenmoser,^{4,15} Henrik Brøseth,³ Luděk Bufka,¹⁶ Raimonda Bunikyte,¹⁷ Paolo Ciucci,¹⁸ Alexander Dutsov,¹⁹ Thomas Engleder,²⁰ Christian Fuxjäger,²¹ Claudio Groff,²² Katja Holmala,²³ Bledi Hoxha,²⁴ Yorgos Iliopoulos,²⁵ Ovidiu Ionescu,^{26,27} Jasna Jeremić,²⁸ Klemen Jerina,²⁹ Gesa Kluth,³⁰ Felix Knauer,² Ilpo Kojola,³¹ Ivan Kos,²⁹ Miha Krofel,²⁹ Jakub Kubala,³² Saša Kunovac,³³ Josip Kusak,⁵ Miroslav Kutal,^{34,35} Olof Liberg,¹ Aleksandra Majić,²⁹ Peep Männil,³⁶ Ralph Manz,⁴ Eric Marboutin,³⁷ Francesca Marucco,³⁸ Dime Melovski,^{39,40} Kujtim Mersini,⁴¹ Yorgos Mertzanis,²⁵ Robert W. Mysłajek,⁴² Sabina Nowak,⁴³ John Odden,³ Janis Ozolins,⁴⁴ Guillermo Palomero,⁴⁵ Milan Paunović,⁴⁶ Jens Persson,¹ Hubert Potočník,²⁹ Pierre-Yves Quenette,⁴⁷ Georg Rauer,² Ilka Reinhardt,³⁰ Robin Rigg,¹² Andreas Ryser,⁴ Valeria Salvatori,⁴⁸ Tomaz Skrbinšek,²⁹ Aleksandar Stojanov,³⁹ Jon E. Swenson,^{3,49} László Szemethy,⁵⁰ Aleksandër Trajçe,²⁴ Elena Tsingarska-Sedefcheva,¹⁹ Martin Váňa,³⁵ Rauno Veeroja,³⁶ Petter Wabakken,⁵¹ Manfred Wöhl,⁵² Sybille Wölfl,⁵³ Fridolin Zimmermann,⁴ Diana Zlatanova,⁵⁴ Luigi Boitani¹⁸

The conservation of large carnivores is a formidable challenge for biodiversity conservation. Using a data set on the past and current status of brown bears (*Ursus arctos*), Eurasian lynx (*Lynx lynx*), gray wolves (*Canis lupus*), and wolverines (*Gulo gulo*) in European countries, we show that roughly one-third of mainland Europe hosts at least one large carnivore species, with stable or increasing abundance in most cases in 21st-century records. The reasons for this overall conservation success include protective legislation, supportive public opinion, and a variety of practices making coexistence between large carnivores and people possible. The European situation reveals that large carnivores and people can share the same landscape.

Large carnivores are among the most controversial and challenging group of species to conserve in our modern and crowded world. There is a deeply rooted hostility to these species in human history and culture, because of perceptions of their negative impacts on human livelihoods (1). Large carnivore abundance and distribution have historically been reduced (2), and their present conservation has become intertwined with broader emotional, political, and socioeconomic issues that further complicate this challenge (3). In addition, large carnivores live at low densities and have large spatial requirements (4). Accordingly, the conservation of viable large carnivore populations needs to be planned and coordinated on very wide scales, often spanning many intra- and international borders [i.e., requiring transboundary management (5)].

The main debate around large carnivore conservation is whether there is enough suitable space

left for viable and ecologically functional populations (6). As the two main drivers of the current biodiversity crisis—human overpopulation and overconsumption—show no sign of reducing, an intuitive forecast could be that large carnivores will persist only in highly managed protected areas (with regular translocations being made to achieve artificial connectivity) or in some remote and uninhabited wilderness areas. This approach derives conceptually from the North American wilderness model that separates people and nature and that has further been adopted in many Asian, African, and neotropical countries (6) (“keeping people and predators apart,” the separation model). The ultimate expression of this approach lies in the southern African propensity to fence protected areas (6). The alternative model, “allowing people and predators together” (coexistence model), following a landscape-scale conservation approach, has rarely been given proper consideration, probably because

it has been deemed a priori to fail because of the existing conflicts between large carnivores and humans. This dichotomy of large carnivore conservation models is analogous to the land-sharing versus land-sparing debate, which is ongoing in a wider biodiversity conservation context (7).

We compiled data about the status (i.e., current and past occurrence and abundance) of large carnivores [brown bears (*Ursus arctos*), Eurasian lynx (*Lynx lynx*), gray wolves (*Canis lupus*), and wolverines (*Gulo gulo*)] in Europe (8). We show that the European continent (considering all continental European countries excluding Belarus, Ukraine, and Russia) is succeeding in maintaining, and to some extent restoring, viable large carnivore populations on a continental scale (Fig. 1 and fig. S1). All mainland European countries except for Belgium, Denmark, the Netherlands, and Luxembourg have a permanent and reproducing occurrence of at least one species of large carnivore (Fig. 1). The total area with a permanent presence of at least one large carnivore species in Europe covers 1,529,800 km² (roughly one-third of mainland Europe), and the area of occasional presence is expanding, as the presence of solitary dispersing wolves has been confirmed in both Denmark and Belgium in recent times.

Brown bears presently occur permanently in 22 countries (485,400 km²) and can be clustered into 10 populations, most of which are native populations (tables S1 to S3). Eurasian lynx presently occur permanently in 23 countries (813,400 km²) and can be clustered into 11 populations, five of them being native populations (tables S5 to S7). Wolves currently occur permanently in 28 countries (798,300 km²) and can be clustered into 10 populations, which are all native (tables S9 to S11). Wolverines, however, are only found in the three Fennoscandian countries, and they permanently occur over a total of 247,900 km² in two populations (tables S13 to S15). Because of the limited biogeographic distribution of wolverines, Fennoscandia is the only region containing all four large carnivore species in Europe (171,500 km²), and could be considered as a large-carnivore hot spot together with southeastern Europe (Dinaric, Carpathian, and Balkan regions) and the Baltics (fig. S2). Three large carnivore species overlap over 593,800 km² in Europe (fig. S2).

Overall, Europe hosts several large and stable populations on the order of thousands of individuals, many medium-sized and increasing populations that number in the hundreds of individuals, and a few small and declining populations with a few tens of individuals. Interestingly, none of the medium or large populations are declining. Brown bears are the most abundant large carnivore in Europe, with an estimated total number around 17,000 individuals, and all population ranges have

been relatively stable or slightly expanding (table S2). Wolves are the second most abundant species, with an estimated total number larger than 12,000 individuals (table S10). Most populations have been increasing or stable during recent years, although the Sierra Morena population (Spain) is on the brink of extinction, with only one pack detected in 2010 (9). In recent years, the larger Iberian population has an uncertain trend, although it seems stable, and the Karelian population has declined (9). The estimated total number of Eurasian lynx is around 9000 individuals (table S6), and most populations have generally been stable in the past decade, although most of the reintroduced populations appear to have stagnated at relatively small sizes, and the Vosges-Palatinian and Balkan lynx populations have declined (9). Finally, the estimated total number of wolverines is 1250 individuals, and both populations are increasing (table S14). Details on large carnivore monitoring methods are given in tables S4, S8, S12, and S16 and (9).

All four large carnivore species are persisting in human-dominated landscapes (fig. S3) and largely outside protected areas. The mean \pm SD human density in areas of permanent large carnivore presence is 19.0 ± 69.9 inhabitants/km² (range: 0 to 1651) for brown bears; 21.8 ± 73.8 inhabitants/km² (range: 0 to 2603) for lynx; 36.7 ± 95.5 inhabitants/km² (range: 0 to 3050) for wolves; and 1.4 ± 5.7 inhabitants/km² (range: 0 to 115) for wolverines (fig. S3). These figures suggest species-specific sensitivities of large carnivores to humans, with wolves being most successful in adapting to human-dominated landscapes (fig. S3). Wolverines are somewhat special, because their distribution is constrained by climatic conditions, which restricts them to northern and high-altitude areas, which have low human population densities (10).

These figures permit cautious optimism for the occurrence, abundance, and trends for large carni-

vores in Europe. The general picture emerging from the current status of large carnivores in Europe is that these species have shown the capacity to survive in human-dominated landscapes, representing an often underappreciated conservation success story. Having high numbers of large carnivores in such landscapes is not exclusive to Europe [the United States has abundant populations of black bears (*Ursus americanus*) and mountain lions (*Puma concolor*)]; however, the largest species, brown bears and wolves, occur in Europe with much higher human densities. For example, Europe hosts twice as many wolves (>11,000) as the contiguous United States [\sim 5500 wolves (11)], despite being half the size (4.3 million km² versus 8 million km²) and more than twice as densely populated (97 inhabitants/km² versus 40 inhabitants/km²).

We believe that the alternative view to the coexistence model (i.e., the separation model), which argues that the largest predators can only survive in protected areas or wilderness, is a consequence of former policy goals to exterminate these species (12). However, our results underline that if the separation model had been applied in Europe, there would hardly be any large carnivore populations at all, because most European protected areas are too small to host even a few large carnivore reproductive units (13).

Whereas large carnivores do not permanently occur in the areas of highest human density in Europe, they have shown an ability to recolonize areas with moderate human densities if they are allowed, and to persist in highly human-dominated landscapes and in the proximity of urban areas (14, 15) in highly fragmented landscapes consisting of forest-farmland mosaics or even agroecosystems. Our results are not the first to reveal that large carnivores can coexist with people (16–18), but they show that the land-sharing model for large carnivores (coexistence model) can be successful on a continental scale.

The reasons for the success of large carnivores in Europe range from coordinated legislation shared by many European countries (19, 20) to context-specific management practices and institutional arrangements. Since the end of World War II, Europe has benefited from stable political institutions ensuring proper law enforcement. The post-communist transition in Eastern European countries was not generally associated with institutional collapse, with the exception of some Balkan countries. This stability created the conditions for securing land tenure and associated rights for activities such as forestry and hunting, which are preconditions for the development of sustainable practices. The rise of environmental movements in the 1970s provided the motivation for various pan-European legislative agreements to emerge that served to promote biodiversity conservation. For example, the Bern Convention, administered by the Council of Europe, covers all countries included in this report, and the Habitats Directive covers all 20 European Union member states with a permanent occurrence of large carnivores. Consequently, the four large carnivore species examined here enjoy some degree of legal protection in all European countries. Large carnivores have also benefited from the socioeconomic changes over the past four decades that led to an improvement in habitat quality. For example, Europe again hosts large populations of wild ungulates (21), which can sustain large carnivore populations. The impact of human land-use activities has also been declining in many areas because of a widespread exodus from rural areas and the associated abandonment of agricultural land (22). These broad patterns are further accompanied by a variety of local, cultural, or regulatory practices making coexistence between large carnivores and people possible (15, 23). One important prerequisite has been to maintain and revive traditional livestock protection measures

¹Grimśö Wildlife Research Station, Department of Ecology, Swedish University of Agricultural Sciences, 73091 Riddarhyttan, Sweden. ²Research Institute of Wildlife Ecology, University of Veterinary Medicine, Vienna, Savoyenstrasse 1, 1160 Vienna, Austria. ³Norwegian Institute for Nature Research, Post Office Box 5685 Sluppen, 7485 Trondheim, Norway. ⁴KORA, Thunstrasse 31, 3074 Muri bei Bern, Switzerland. ⁵Biology Department of the Faculty of Veterinary Medicine, University of Zagreb, Heinzelova 55, 10000 Zagreb, Croatia. ⁶Research Unit of Biodiversity (UO/CSIC/PA), Oviedo University, 33600 Mieres, Spain. ⁷State Nature Conservancy of Slovak Republic, Tajovskeho 28B, 974 01 Banská Bystrica, Slovakia. ⁸CIBIO/InBio, Centro de Investigação em Biodiversidade e Recursos Genéticos, Universidade do Porto, 4485-661 Vairão, Portugal. ⁹Harz Nationalpark, Lindenallee 35, 38855 Wernigerode, Germany. ¹⁰Nature Research Centre, Akademijos 2, 08412 Vilnius, Lithuania. ¹¹Association for Nature Conservation "Baltijos vilkas," Visoriu 6A-54, 08300 Vilnius, Lithuania. ¹²Slovak Wildlife Society, Post Office Box 72, 03301 Liptovský Hradok, Slovakia. ¹³Biology Department of the Faculty of Natural Sciences, University of Tirana, Boulevard Zog I, Tirana, Albania. ¹⁴Wolf Project, Consultores en Biología de la Conservación, Calle Manuela Malasana 24, 28004 Madrid, Spain. ¹⁵Centre for Fish and Wildlife Health, Vetsuisse Faculty, University of Bern, Länggassstrasse 122, 3012 Bern, Switzerland. ¹⁶Department of Game Management and Wildlife Biology, Czech University of Life Sciences in Prague, Kamýčká 129, 165 21 Prague, Czech Republic. ¹⁷Ministry of Environment of the Republic of Lithuania, Jakšto 4/9, 01105 Vilnius, Lithuania. ¹⁸Department of Biology and Biotechnologies, University of Rome "La Sapienza," Viale dell'Università 32, 00185 Roma, Italy. ¹⁹Balkani Wildlife Society, Boulevard Dragan Tzankov 8, 1164 Sofia, Bulgaria. ²⁰Lynx Project Austria Northwest, Linzerstrasse 14, 4170 Haslach/Mühl, Austria. ²¹Nationalpark Kalkalpen, Nationalpark Zentrum Molln, Nationalpark Allee 1, 4591 Molln, Austria. ²²Provincia Autonoma di Trento - Servizio Foreste e Fauna, Via Trener no. 3, 38100 Trento, Italy. ²³Finnish Game and Fisheries Research Institute, Viikinkaari 4, 00790 Helsinki, Finland. ²⁴Protection and Preservation of Natural Environment in Albania, Rruga Vangjush Furrxi 16/1/10, Tirana, Albania. ²⁵Callisto Wildlife and Nature Conservation Society, Mitropoleos 123, 54621 Thessaloniki, Greece. ²⁶Faculty of Silviculture and Forest Engineering, Department of Silviculture, Transilvania University, 1 Beethoven Lane, 500123 Braşov, Romania. ²⁷Forest Research Institute (ICAS) Bulevardul Eroilor Number 128, Voluntari, Ilfov, 077190 Romania. ²⁸State Institute for Nature Protection, Trg Mažuranića 5, 10000 Zagreb, Croatia. ²⁹University of Ljubljana, Biotechnical Faculty, Jamnikarjeva 101, 1000 Ljubljana, Slovenia. ³⁰LUPUS - German Institute for Wolf Monitoring and Research, Dorfstrasse 20, 02979 Spreewitz, Germany. ³¹Finnish Game and Fisheries Research Institute, Oulu Game and Fisheries Research, Tutkijantie 1E, 90570 Oulu, Finland. ³²Department of Forest Protection and Game Management, Faculty of Forestry, Technical University of Zvolen, T.G. Masaryka 20, 960 53 Zvolen, Slovakia. ³³Faculty of Forestry, University of Sarajevo, Zagrebačka 20, 71000 Sarajevo, Bosnia and Herzegovina. ³⁴Department of Forest Protection and Wildlife Management, Faculty of Forestry and Wood Technology, Mendel University in Brno, Zemědělská 3, 61300 Brno, Czech Republic. ³⁵Friends of the Earth Czech Republic, Olomouc Branch, Dolní náměstí 38, 77900 Olomouc, Czech Republic. ³⁶Estonian Environment Agency, Rõõmu tee 2, 51013 Tartu, Estonia. ³⁷Office National de la Chasse et de la Faune Sauvage, ZI Mayencin, 5 Allée de Béthléem, 38610 Gières, France. ³⁸Centro Gestione e Conservazione Grandi Carnivori, Piazza Regina Elena 30, Valdiere 12010, Italy. ³⁹Macedonian Ecological Society, Arhimedova 5, Skopje 1000, FYR Macedonia. ⁴⁰Department of Wildlife Sciences, Georg-August University, Büsungenweg 3, 37077 Göttingen, Germany. ⁴¹National Veterinary Epidemiology Unit, Food Safety and Veterinary Institute, Rruga Aleksander Moisiu 10 Tirana, Albania. ⁴²Institute of Genetics and Biotechnology, Faculty of Biology, University of Warsaw, Pawińskiego 5a, 02-106 Warszawa, Poland. ⁴³Association for Nature "Wolf," Twardorzeczka 229, 34-324 Lipowa, Poland. ⁴⁴Latvian State Forest Research Institute "Silava," Rigas iela 111, Salaspils, 2169 Latvia. ⁴⁵Fundación Oso Pardo, Calle San Luis 17, 4° A, 39010 Santander, Spain. ⁴⁶Natural History Museum, Njegosova 51, 11000 Belgrade, Serbia. ⁴⁷ONCFS-CNERA PAD, Equipe Ours, Chef de Projet, Impasse de la Chapelle, 31800 Villeneuve de Rivière, France. ⁴⁸Istituto di Ecologia Applicata, Via B. Eustachio 10, 00161 Rome, Italy. ⁴⁹Department of Ecology and Natural Resource Management, Norwegian University of Life Sciences, Postbox 5003, 1432 Ås, Norway. ⁵⁰St. István University Institute for Wildlife Conservation, Péter Károly 1, 2103 Gödöllő, Hungary. ⁵¹Hedmark University College, Evenstad, 2480 Koppan, Norway. ⁵²Bavarian Agency of Environment, Hans-Högn-Strasse 12, 95030 Hof/Saale, Germany. ⁵³Lynx Project Bavaria, Tralling 1a, 93462 Lam, Germany. ⁵⁴Department of Zoology and Anthropology, Faculty of Biology/Sofia University "St. Kliment Ohridski," Boulevard Dragan Tzankov 8, 1164 Sofia, Bulgaria.

*Corresponding author. E-mail: gchapron@carnivoreconservation.org or guillaume.chapron@slu.se †These authors contributed equally to this work.

(livestock-guarding dogs, night corrals, and shepherds), as well as to invest in new techniques (electric fences) as an important nonlethal tool to minimize large carnivore depredation on livestock (24).

The most severe challenges for large carnivore conservation are in countries where large carnivores have previously been extirpated, where the adaptations for coexistence have been lost, or where husbandry practices have evolved toward new production schemes. In such contexts, the return of large carnivores can trigger social conflicts. For example, poaching enjoys social acceptance in rural areas of Norway (25), limits the recovery of wolves in Scandinavia (26), and eradicated a reintroduced bear population in Austria (27). In these areas, the practical challenges and economic impacts of carnivore conservation have escalated into social conflicts, where the carnivores have become symbols of wider political divisions between rural and urban populations and between individuals and groups with fundamentally different value orientations and interests.

At present, there is a conjuncture between many policy areas combined with a generally supportive public opinion, so that the positive forces have been prevailing. However, the underlying negative forces are still present and could reemerge as a result of ecological, social, political, or economic changes. There is a need to monitor both the ecological situation and sociopolitical climate to ensure that the current trends are maintained.

The European experience offers hope for wildlife conservation in human-dominated landscapes and is relevant to other areas of the world. Although developing countries may lack many of the institutions and capacities that have enabled large carnivore recovery in Europe, there are other examples of large carnivores persisting and recovering in human-dominated landscapes and even in cities (17, 28, 29). Clearly, the presence of large carnivores in human-dominated ecosystems is associated with modified ecological conditions that deviate from conditions in areas with little human activity. However, the fact that such species

can persist in these novel ecosystems encourages optimism for the conservation of larger and more connected large carnivore populations.

REFERENCES AND NOTES

1. A. Treves, K. U. Karanth, *Conserv. Biol.* **17**, 1491–1499 (2003).
2. W. J. Ripple *et al.*, *Science* **343**, 1241484 (2014).
3. G. Chapron, J. V. López-Bao, *Science (New York, N.Y.)* **343**, 1199–1200 (2014).
4. J. L. Gittleman, S. M. Funk, D. Macdonald, R. K. Wayne, Carnivore conservation. *Conserv. Biol. Ser. (Cambridge)* **5**, 1–675 (2001).
5. J. D. C. Linnell, L. Boitani, *Hystrix* **23**, 80–91 (2012).
6. C. Packer *et al.*, *Ecol. Lett.* **16**, 635–641 (2013).
7. B. Phalan, M. Onial, A. Balmford, R. E. Green, *Science* **333**, 1289–1291 (2011).
8. See materials and methods, figs. S1 to S3, and tables S1 to S16 in the supplementary materials.
9. P. Kaczensky *et al.*, *Status, Management and Distribution of Large Carnivores—Bear, Lynx, Wolf and Wolverine—in Europe* (Report to the EU Commission, Part 1 and Part 2, 2013); http://ec.europa.eu/environment/nature/conservation/species/carnivores/pdf/task_1_part1_statusoflineurope.pdf and http://ec.europa.eu/environment/nature/conservation/species/carnivores/pdf/task_1_part2_species_country_reports.pdf.
10. J. P. Copeland *et al.*, *Can. J. Zool.* **88**, 233–246 (2010).
11. International Wolf Center, *Wolves in the United States*; www.wolf.org/www/united-states/ (2014).
12. J. D. C. Linnell, J. E. Swenson, R. Anderson, *Anim. Conserv.* **4**, 345–349 (2001).
13. R. Woodroffe, J. R. Ginsberg, *Science* **280**, 2126–2128 (1998).
14. M. Basille *et al.*, *Ecography* **32**, 683–691 (2009).
15. J. V. López-Bao, V. Sazatornil, L. Llaneza, A. Rodríguez, *Conserv. Lett.* **6**, 448–455 (2013).
16. S. D. Gehrt *et al.*, *Urban Carnivores: Ecology, Conflict, and Conservation* (John Hopkins Univ. Press, Baltimore, MD, 2010).
17. V. Athreya, M. Odden, J. D. Linnell, J. Krishnaswamy, U. Karanth, *PLOS ONE* **8**, e57872 (2013).
18. N. H. Carter, B. K. Shrestha, J. B. Karki, N. M. Pradhan, J. Liu, *Proc. Natl. Acad. Sci. U.S.A.* **109**, 15360–15365 (2012).
19. Council Directive 92/43/EEC of 21 May 1992 on the conservation of natural habitats and of wild fauna and flora (1992); <http://eur-lex.europa.eu/legal-content/EN/TXT/?uri=CELEX:31992L0043>.
20. *Convention on the Conservation of European Wildlife and Natural Heritage* (1979); <http://conventions.coe.int/Treaty/en/Treaties/html/104.htm>.
21. J. D. C. Linnell, F. E. Zachos, in *Ungulate Management in Europe: Problems and Practices*, R. Putman, M. Apollonio, R. Andersen, Eds. (Cambridge Univ. Press, Cambridge, 2011), pp. 12–53.
22. L. M. Navarro, H. M. Pereira, *Ecosystems (N. Y.)* **15**, 900–912 (2012).
23. E. J. Knott *et al.*, *Eur. J. Wildl. Res.* **60**, 85–97 (2014).
24. J. D. C. Linnell *et al.*, in *Carnivore Ecology and Conservation: A Handbook of Techniques*, L. Boitani, R. A. Powell, Eds. (Oxford Univ. Press, Oxford, 2012), pp. 314–332.
25. K. E. Gangaas, B. P. Kaltenborn, H. P. Andreassen, *PLOS ONE* **8**, e68849 (2013).
26. O. Liberg *et al.*, *Proc. R. Soc. Ser. B* **279**, 910–915 (2012).
27. L. Kruckenhauser, G. Rauer, B. Däubel, E. Haring, *Conserv. Genet.* **10**, 1223–1233 (2009).
28. C. Vynne *et al.*, *PLOS ONE* **6**, e28939 (2011).
29. A. Zimmermann *et al.*, in *Wild Rangelands*, J. du Toit, R. Kock, J. Deutsch, Eds. (Wiley, Oxford, 2010), pp. 129–151.

ACKNOWLEDGMENTS

Shape files of all maps are available in Dryad at this address: <http://doi.org/10.5061/dryad.986mp>. This study was partly funded by European Commission contract 070307/2012/629085/SER/B3. P.K., G.C., J.D.C.L., M.v.A., D.H., H.A., J.V.L.B., and L.B. designed the study; G.C. and J.V.L.B. wrote the paper with help from P.K., J.D.C.L., M.v.A., D.H., H.A., and L.B.; and all authors contributed data.

SUPPLEMENTARY MATERIALS

www.sciencemag.org/content/346/6216/1517/suppl/DC1
Materials and Methods
Figs. S1 to S3
Tables S1 to S16
References (30–258)

17 June 2014; accepted 13 November 2014
10.1126/science.1257553

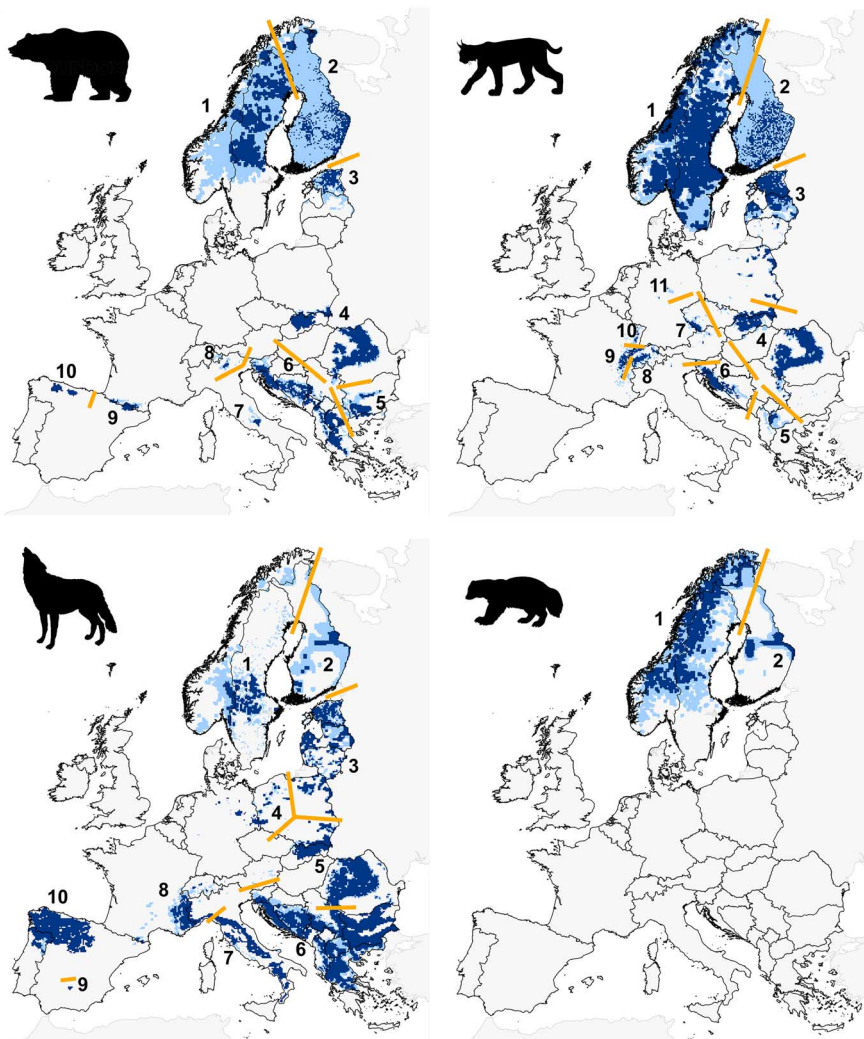


Fig. 1. Distribution of large carnivores in Europe in 2011. Brown bears (top left), Eurasian lynx (top right), gray wolves (bottom left), and wolverines (bottom right). Dark blue cells indicate areas of permanent occurrence, and light blue cells indicate areas of sporadic occurrence. Numbers refers to population identifications in tables S1 to S16. Orange lines indicate boundaries between populations.

Supplementary Materials for

Recovery of large carnivores in Europe's modern human-dominated landscapes

Guillaume Chapron,* Petra Kaczensky, John D. C. Linnell, Manuela von Arx, Djuro Huber, Henrik Andrén, José Vicente López-Bao, Michal Adamec, Francisco Álvares, Ole Anders, Linas Balčiauskas, Vaidas Balys, Péter Bedő, Ferdinand Bego, Juan Carlos Blanco, Urs Breitenmoser, Henrik Brøseth, Luděk Bufka, Raimonda Bunikyte, Paolo Ciucci, Alexander Dutsov, Thomas Engleder, Christian Fuxjäger, Claudio Groff, Katja Holmala, Bledi Hoxha, Yorgos Iliopoulos, Ovidiu Ionescu, Jasna Jeremić, Klemen Jerina, Gesa Kluth, Felix Knauer, Ilpo Kojola, Ivan Kos, Miha Krofel, Jakub Kubala, Saša Kunovac, Josip Kusak, Miroslav Kutal, Olof Liberg, Aleksandra Majić, Peep Männil, Ralph Manz, Eric Marboutin, Francesca Marucco, Dime Melovski, Kujtim Mersini, Yorgos Mertzanis, Robert W. Mysłajek, Sabina Nowak, John Odden, Janis Ozolins, Guillermo Palomero, Milan Paunović, Jens Persson, Hubert Potočník, Pierre-Yves Quenette, Georg Rauer, Ilka Reinhardt, Robin Rigg, Andreas Ryser, Valeria Salvatori, Tomáš Skrbinšek, Aleksandar Stojanov, Jon E. Swenson, László Szemethy, Aleksandër Trajçe, Elena Tsingarska-Sedefcheva, Martin Váňa, Rauno Veeroja, Petter Wabakken, Manfred Wöfl, Sybille Wöfl, Fridolin Zimmermann, Diana Zlatanova, Luigi Boitani

*Corresponding author. E-mail: gchapron@carnivoreconservation.org or guillaume.chapron@slu.se

Published 19 December 2014, *Science* **346**, 1517 (2014)

DOI: 10.1126/science.1257553

This PDF file includes:

Materials and Methods
Figs. S1 to S3
Tables S1 to S16
References (30–258)

Supplementary Materials:

Materials and Methods: We collected standardized information on the status (abundance and distribution range) of large carnivores along all countries comprising Europe (excluding Russia, Belarus and Ukraine) through a detailed questionnaire sent to members of the Large Carnivore Initiative for Europe (LCIE; a specialist group of the IUCN's Species Survival Commission; www.lcie.org) and other knowledgeable experts in 2012. LCIE members compiled the most up to date and accurate data from their country. This was mainly built on accessing results from national and regional governmental large carnivore monitoring activities and official statistics, but also included results from ongoing research and conservation projects (e.g. LIFE projects). Some additional material was compiled from a literature review considering recent reports or publications and/or by further contacting experts or authorities via e-mail or telephone. The compiled information was presented to the EU Commission in 2013 (9) and is the basis for this study. We did not cover the very small countries (e.g. Lichtenstein, Andorra). The designation of Kosovo in tables S1-S16 is without prejudice to positions on status, and is in line with UNSCR 1244/99 and the ICJ Opinion on the Kosovo declaration of independence.

Species distribution

Large carnivore distribution range was separated into two categories using the following criteria: (i) permanent presence, where a cell was occupied by the species at least 50% of the time over 3 years or more and/or where there was either confirmed reproduction or the presence of resident adult females and, (ii) sporadic occurrence, areas of occasional presence (e.g. dispersers) and/or no reproduction. For the latter category, we acknowledge that the ability of monitoring programs to detect, for instance, dispersing individuals will vary greatly depending on the effort invested. We compiled distribution maps for the four large carnivores pooling all data available during the last 3–5 years on a 10 x 10 km grid basis using ArcGIS 10.0 (ESRI Inc., Redlands, CA, USA). We selected this grid size because all these species usually have large spatial requirements and an average home range of a lynx (e.g. (30-32)), wolf (e.g. (33, 34)), bear (e.g. (35, 36)) or wolverine (e.g. (37, 38)) is likely to cover several grid cells in most of the European contexts they occur. Maps were compiled at two different spatial levels, on a country basis and on a European level. Overlapping cells of transboundary populations were assigned to the country with the higher level of occupancy, e.g. if a transboundary cell was defined to be of permanent presence by one country and of sporadic presence by the other country, the cell was given the status of permanent presence.

Species abundance

We reported population estimates (estimated number of individuals) for all large carnivore populations by compiling the most recent country census data. We calculated distribution ranges, considering both permanent and sporadic occurrence, based on the number of cells on a population level with population borders defined according to (39). However, because population boundaries have not been formally fixed, assignment of cells to one or the other population remains open to interpretation for sporadic occurrence at contact zones. The results from this survey were compared to data on large carnivores at their lowest extend from WWII to the 1970s (references in tables S1, S5, S9, S13) even for populations that reached a lowest extend before WWII (such as brown bears in Scandinavia). Because actual and historical estimates are derived from different monitoring methods and are not immediately comparable, change in estimates is shown by a rough multiplying factor in tables S2, S3, S6, S7, S10, S11, S14 and S15. For each large carnivore species we estimated the range of human densities in its range by converting the GEOSTAT 1 x 1 km human density map (40) to the same 10 x 10 km grid.

Estimating the number of large carnivores in a given area is always a difficult task even within a limited area and Europe shows a wide diversity of approaches that have been developed based on different ecological situations (e.g. the presence or absence of snow), different social situations (e.g. the extent to which hunters take part in the activity), different financial situations, and different behaviours of large carnivores. As a result, the quality of the census data reported by the different countries for the different species and the different populations varies dramatically. Overall, the small populations are subject to more intensive and costly monitoring methods than the larger populations where monitoring largely attempts to document presence or relative densities. The fact that all of the countries that are members of the European Union have reporting requirements under the Habitats Directive (19) motivates a fair degree of activity in most of the area (countries) considered in this study, and in some other countries wildlife management institutions are well developed. However, some of the countries in southern Europe have relatively poorly developed programs. The result is that in some countries methodology is based on systematic sampling using methods such as capture-recapture based on non-invasive genetic analysis of scats and hairs, whereas in other countries carnivore numbers may well be an educated guess. This high variability in the data implies that the population estimates may not be directly comparable between countries, populations or time periods. As a consequence, the estimates for a few large carnivore populations have decreased recently because of an improvement of census methodology (e.g. wolves in Slovenia and Bulgaria; bears in Eastern Balkan). Nevertheless, we are confident that our database constitutes the best available and most complete large-scale assessment of large carnivore population estimates in Europe that is possible at this point in time. Hereafter, we summarize the most common methods used to monitor large carnivore in Europe by

species. The detailed country- and species-specific information is available in a report to the European Commission (9).

Brown bear

In several countries, genetic methods that use non-invasively collected DNA (from scats or hairs) (41, 42) are an important component of bear monitoring (e.g. Norway, Sweden, Italy, Austria, France, Greece, Slovenia, FYR Macedonia) or are used to compliment or confirm data obtained by other methods (e.g. counts at feeding sites, snow tracking, counts of females with cubs and telemetry) (Croatia, Poland, Slovakia, Spain). In the countries without genetics and telemetry, absolute estimates are based on much weaker grounds. The small populations are generally subject to more intense and costly monitoring methods to precisely estimate population size (43), although the most closely monitored population is one of the largest, in Scandinavia (44). In hunted populations harvest data is used to identify population trends. Monitoring methods are further detailed for each country in table S4 with references in table S1.

Lynx

Lynx monitoring is usually based on a combination of various methods (45-50). Monitoring in the Scandinavian population is based on snow-tracking, harvest data, genetics (to separate close living females with cubs), and collection of livestock depredation cases, supported by telemetry and camera-trapping. In Finland (Karelian population), snow-tracking and telemetry are used. In Estonia, Latvia and Poland estimates are based on snow-tracking, supported by analysis of harvest bag data in Estonia and Latvia. In the Carpathians, monitoring and population estimates are based mainly on hunting ground counts, snow-tracking and expert assessments. For the Alpine, Jura and Vosges populations, camera-trapping (including capture-mark-recapture in reference areas and density extrapolation) is combined with the collection of different data sets validated using the criteria developed by the Status and Conservation of the Alpine Lynx Population (SCALP) project (51, 52). The same is true for the Balkan population and the Bavarian part of the Bohemian-Bavarian population. The basic monitoring methods for the Dinaric population are snow-tracking (all three countries), genetic sampling and guesstimates (Slovenia and Croatia). In the Bohemian and Harz region a variety of the methods is used including collection of signs, genetics and camera-trapping (53). Monitoring methods are further detailed for each country in table S8 with references in table S5.

Wolf

Wolf monitoring in Scandinavia is based on intensive snow tracking complemented with genetics and telemetry allowing for good estimates of annual number of reproductions, the total number of individuals, and even information on the inbreeding coefficient of

individual pack members (54-56). In the Finnish part of the Karelian population, monitoring is based on intensive snow tracking, telemetry and some genetic analysis. In the Baltics, harvest data, snow tracking and damage statistics are used for monitoring. The Central European Lowlands population is monitored by using snow tracking and other sign surveys in combination with genetics, camera trapping (Poland & Germany) and telemetry (Germany). In the Carpathian population monitoring is largely based on harvest and damage statistics and the collection of wolf signs by various interest groups including hunters and foresters, however the main method remains an interpretation of assessments made by the various hunting grounds where the methodology is somewhat unclear. The Dinaric-Balkan population spans the most national borders and thus is subject to the most diverse monitoring ranging from interviews with local people and expert assessments based on harvest data, damage reports, sign surveys, camera trapping, telemetry and genetics. The Italian peninsula population is also monitored through a mix of signs collected over varying time periods by various interest groups, damage reports and expert assessment. The Alpine wolf population is intensively monitored by genetics, confirmed damages, camera trapping, intensive snow tracking and sign surveys (57, 58). The Northwestern Iberian and Sierra Morena populations are monitored by rendezvous site mapping using sign surveys in combination with provoked howling censuses to confirm reproduction (59, 60). Monitoring methods are further detailed for each country in table S12 with references in table S9.

Wolverine

In both Sweden and Norway wolverines are surveyed annually in March–May by snow tracking and identification of natal dens which represent reproductions (37). Reproductions are registered based on observations of cub tracks, visual observation of cubs or documentation of den sites. Den sites are documented based on characteristics that can separate den sites from cache sites or day-beds. In both Norway and Sweden many of the sites are revisited during summer after snow melt to collect further evidence of reproduction. Norway also has an annual collection of scats based on snow-tracking using snow-scooters, harvest data and depredation reports. This survey aims to cover the entire wolverine range each year. Genetic methods are used to conduct capture-mark-recapture estimates of population size. The survey in Finland is based on snow-tracking and line-transects performed in winter which aim to estimate the total number of individuals in the population. See also table S13 and S16.

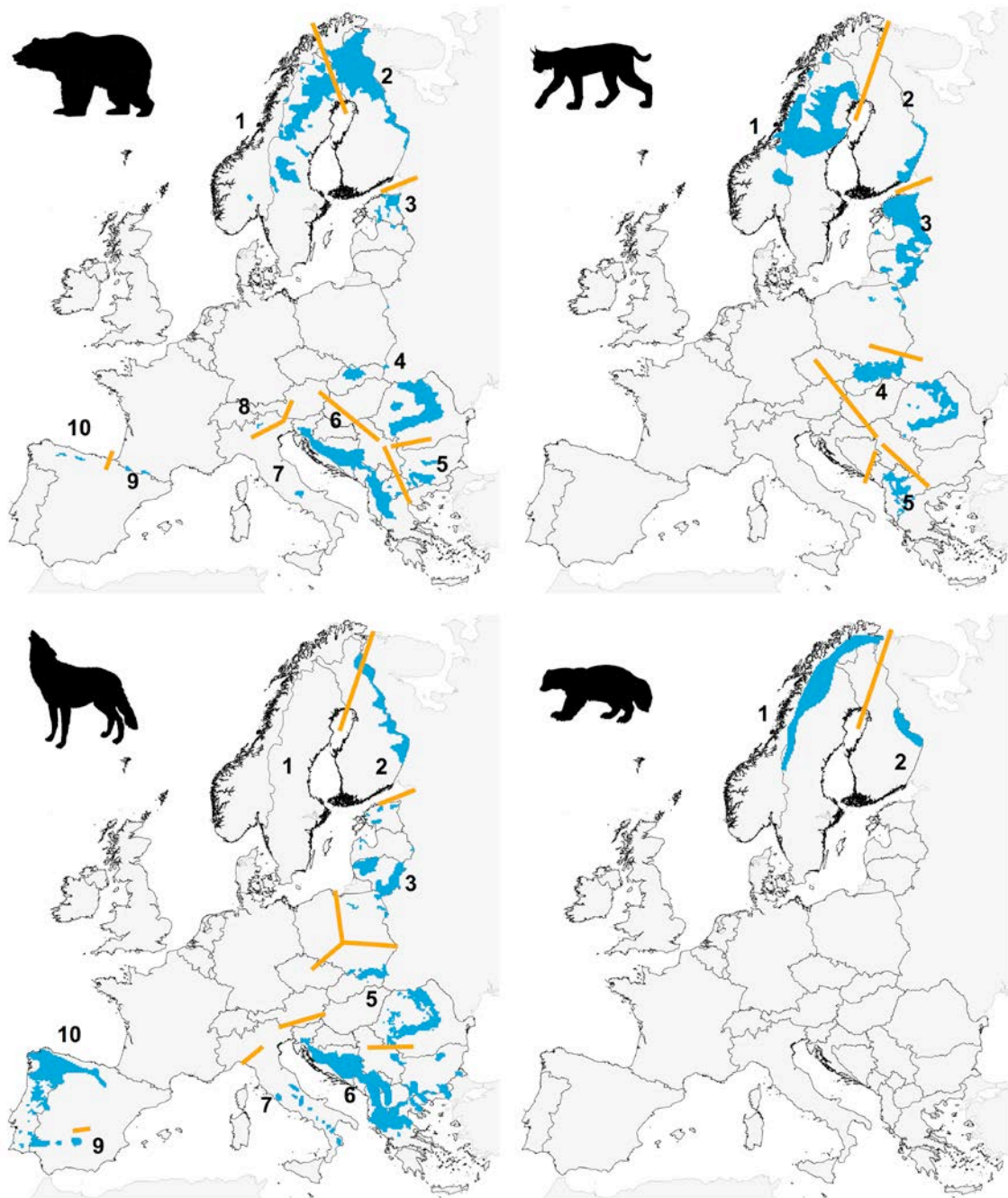


Fig. S1. Distribution of large carnivores in Europe at their lowest extent during the 1950–1970s. Brown bears (top left), Eurasian lynx (top right), grey wolves (bottom left) and wolverines (bottom right). Numbers refers to populations ID in tables S1-S16. Orange lines indicate boundaries between populations, which have been designated for the purpose of this analysis. Countries can have different criteria and time periods for the definition of cells with large carnivore presence.

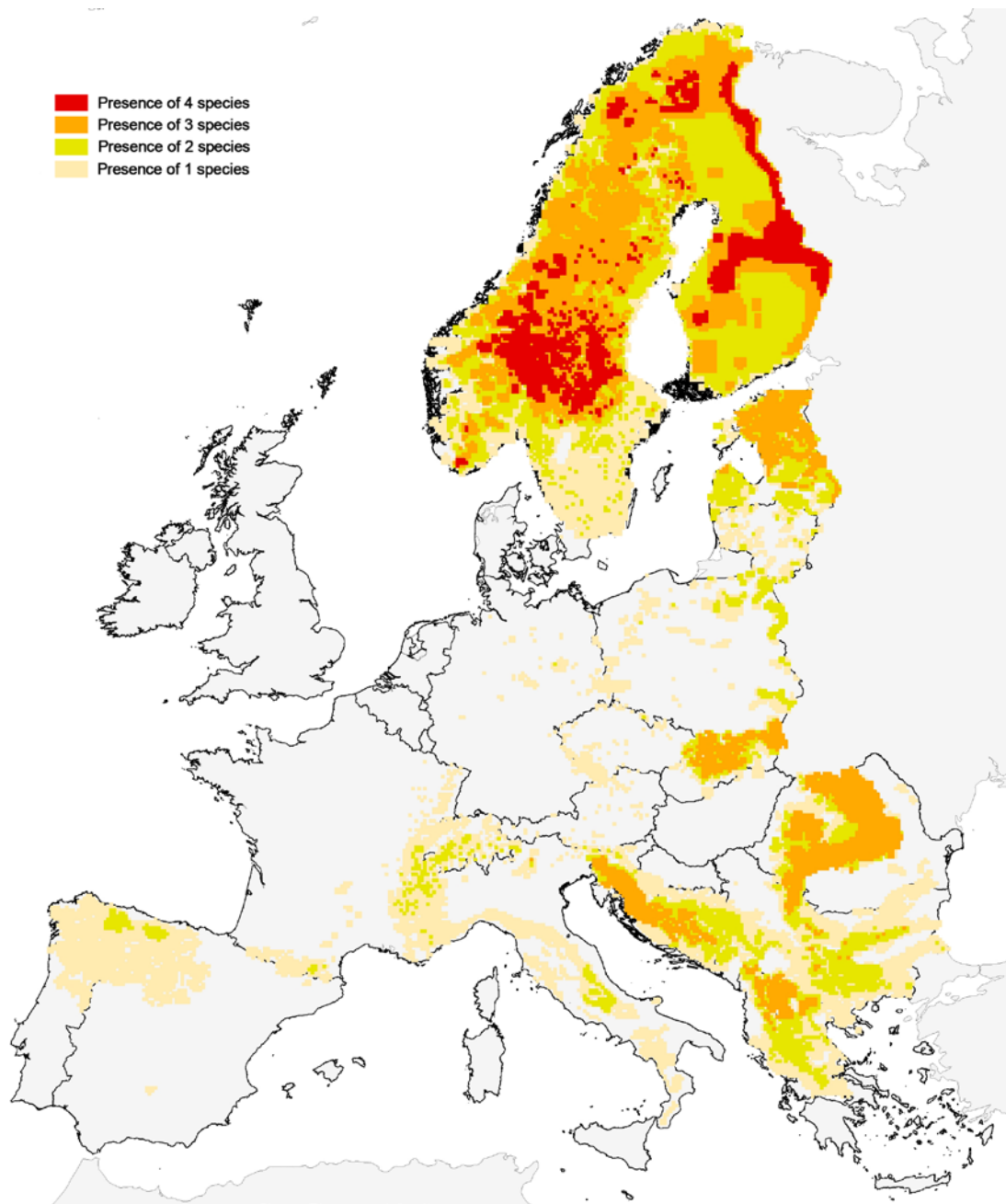


Fig. S2. Distribution of large carnivore hotspots in Europe in 2011. Both permanent and sporadic occurrences are used to show overlap between species distribution.

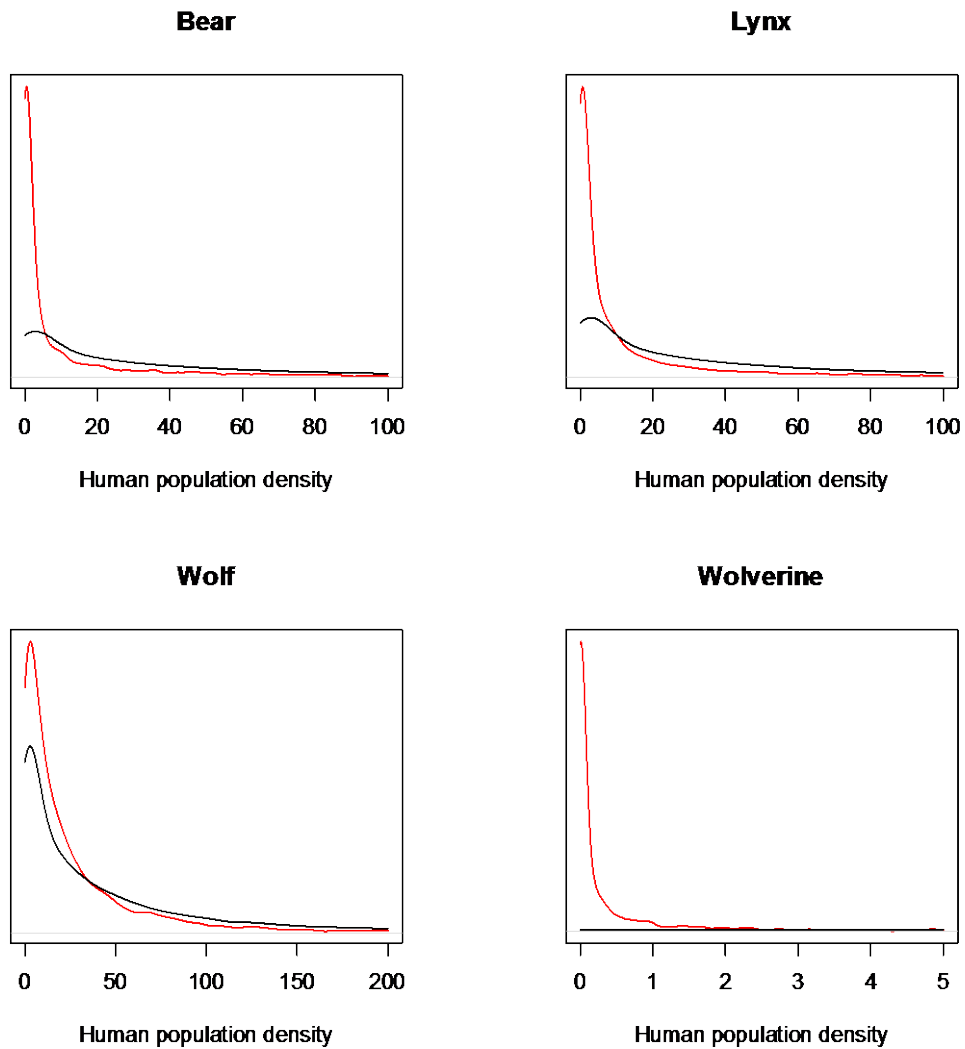


Fig. S3. Human population density in large carnivore permanent presence areas.

The red curve shows for each species the density distribution of human population densities (people / km²) for 10 x 10 km cells permanently occupied by a large carnivore species. We only used permanent cells (where the species breed). The black curve shows the density distribution of human population densities across all Europe (excluding United Kingdom).

Table S1. Brown bear population names, countries and literature references.

Populations have been designated for the purpose of this analysis according to (39). Literature refers to actual abundance and distribution data, monitoring methods, historical abundance and distribution data. Population data do not cover Belarus, Russia and Ukraine.

Population	Country	References
1. Scandinavian	Norway	(61-64)
	Sweden	(41, 42, 44, 62, 65-67)
2. Karelian	Finland	(68-73)
	Norway	(62, 63)
3. Baltic	Estonia	(74-79)
	Latvia	(80, 81)
4. Carpathian	Poland	(82-85)
	Romania	(9, 67, 78, 86)
	Serbia	(9)
	Slovakia	(67, 78, 87-90)
5. East Balkan	Bulgaria	(9, 88, 91-94)
	Serbia	(9)
	FYR Macedonia	(9, 95)
6. Dinaric-Pindus	Albania	(9, 95-101)
	Bosnia-Herzegovina	(9, 102)
	Croatia	(103-105)
	Greece	(9, 72, 87, 106-110)
	Kosovo	(9)
	FYR Macedonia	(9, 111)
	Montenegro	(9)
	Serbia	(9, 112, 113)
Slovenia	(114-117)	
7. Central Apennines	Italy	(43, 118, 119)
8. Alps	Austria	(27, 120)
	Italy	(72, 121, 122)
	Slovenia	(116, 117)
	Switzerland	(123)
9. Pyrenean	France	(87, 124-127)
	Spain	(87, 128, 129)
10. Cantabrian	Spain	(130-132)

Table S2. Brown bear population sizes and change. Literature is cited in Table S1 and further details are provided in (9). Recent estimates are for years 2010, 2011 or 2012 and methodologies may vary between countries. Some numbers may contain double count of border individuals. Past estimates refer to the lowest abundance during the 1950-1970s. Change factor indicates the rough multiplying factor from past to recent estimates, e.g. > 3 means the estimate has more than tripled, < 0.3 means it has decreased by more than one third, “Return” indicates the species came back naturally after extinction and “Reintrod.” indicates the species came back through reintroduced animals. Countries may be labeled as “Reintrod.” if their sub-population originates from reintroduced animals in a neighboring country. “-“ indicates no data is available.

Population	Country	Recent estimate (individuals)	Past estimate (individuals)	Change factor
1. Scandinavian	Norway	105	15–41	> 3
	Sweden	3,300	400–600	> 5
	<i>Total</i>	<i>3,400</i>	<i>410–640</i>	<i>> 5</i>
2. Karelian	Finland	1,600–1,800	150	> 10
	Norway	46	9–26	> 2
	<i>Total</i>	<i>1,700</i>	<i>160–180</i>	<i>> 10</i>
3. Baltic	Estonia	700	100	> 5
	Latvia	10–15	Almost extinct	Return
	<i>Total</i>	<i>710</i>	<i>100</i>	<i>> 5</i>
4. Carpathian	Poland	80	10–14	> 5
	Romania	6,000	860	> 5
	Serbia	6	-	-
	Slovakia	800–1,100	300	> 3
	<i>Total</i>	<i>7,200</i>	<i>-</i>	<i>-</i>
5. East Balkan	Bulgaria	530–590	450	Stable
	Serbia	50	-	-
	FYR Macedonia	-	-	-
	<i>Total</i>	<i>600</i>	<i>-</i>	<i>-</i>
6. Dinaric-Pindus	Albania	180-200	-	-
	Bosnia-Herzegovina	550	400	> 1.3
	Croatia	1,000	400	> 2
	Greece	350–400	100	> 3
	Kosovo	-	-	-
	FYR	160–200	-	-

	Macedonia			
	Montenegro	270	-	-
	Serbia	50–70	-	-
	Slovenia	396–480	190	> 2
	<i>Total</i>	<i>3,070</i>	-	-
7. Central Apennines	Italy	37–52	40	Stable
8. Alps	Austria	5	Extinct	Return
	Italy	33–36 (Trentino) + 12 (Friuli)	8–10	Reintrod. (Trentino) + Return (Friuli)
	Slovenia	5–10	0–5	Return
	Switzerland	0–2	Extinct	Reintrod.
	<i>Total</i>	<i>45–50</i>	<i>8–15</i>	<i>> 4</i>
9. Pyrenean	France	22 (includes Spanish bears)	70 (includes Spanish bears)	< 0.3
	Spain	22–27 (include French bears)	70 (include French bears)	< 0.3
	<i>Total</i>	<i>22–27</i>	<i>70</i>	<i>< 0.3</i>
10. Cantabrian	Spain	195–210 (28 females with cubs of the year)	60	> 3
<i>Total</i>		<i>17,000</i>	-	-

Table S3. Range in km² occupied by brown bears and change. Literature is cited in Table S1 and further details are provided in (9). Our definition of range is not in the sense of the Article 17 of the 92/433/EEC Habitats Directive (no smoothing over gaps) but rather is representing occurrence or occupied cells in the EEA 10 x 10 km grid. Methodologies may vary between countries. Overlapping or border cells were only counted once. Past estimates refer to the lowest extend during the 1950–1970s. Change factor indicates the rough multiplying factor from past to recent estimates, e.g. > 3 means the estimate has more than tripled, < 0.3 means it has decreased by more than one third. “-“ indicates no data is available.

Population	Permanent range	Sporadic range	Total range	Past range	Change factor
1. Scandinavian	169,100	298,600	467,700	95,600	> 4
2. Karelian	80,100	301,400	381,500	108,000	> 3
3. Baltic	20,800	29,600	50,400	12,400	> 4
4. Carpathian	99,200	23,400	122,600	72,600	> 1.5
5. East-Balkan	18,900	20,100	39,000	13,000	> 3
6. Dinaric-Pindus	78,700	35,400	114,100	71,100	> 1.5
7. Central Apennines	2,300	41,00	6,400	imprecise data	-
8. Alps	1,400	10,800	12,200	600	> 20
9. Pyrenean	7,900	5,000	12,900	imprecise data	-
10. Cantabrian	7,700		7,700	1,800	> 4
<i>Total</i>	<i>485,400</i>	<i>726,200</i>	<i>1,211,600</i>	-	-

Table S4. Brown bear population monitoring methods. Literature is cited in Table S1 and further details are provided in (9). All methods may not be used on the whole species distribution area. Abbreviations: CMR: Capture-Mark-Recapture, FCOY: count of Females with Cubs Of the Year.

Population	Country	Monitoring methods
1. Scandinavian	Norway	Genetic CMR, dead bears, damage reports
	Sweden	Genetic CMR, telemetry, dead bears, damage reports, bear observation index provided by moose hunters, density extrapolation
2. Karelian	Finland	Genetic CMR, FCOY
	Norway	Genetic CMR, dead bears, damage reports
3. Baltic	Estonia	FCOY, snow tracking, observations
	Latvia	Sum of hunting ground "counts "
4. Carpathian	Poland	Telemetry, questionnaires to state forest divisions & national parks
	Romania	Genetic CMR, telemetry, camera trapping, snow tracking, FCOY, sum of hunting ground "counts"
	Serbia	Genetic CMR, camera trapping, density extrapolation
	Slovakia	Genetic CMR, telemetry, camera trapping, snow tracking, sum of hunting ground "counts", expert opinion
5. East Balkan	Bulgaria	Genetic CMR, bear tracks, sum of hunting ground "counts", density extrapolation, expert opinion
	Serbia	Genetic CMR, camera trapping, density extrapolation, expert opinion
	FYR Macedonia	Genetic CMR, camera trapping, bear tracks, sum of hunting ground "counts"
6. Dinaric-Pindus	Albania	Camera trapping, bear tracks, expert opinion
	Bosnia-Herzegovina	Sum of hunting ground "counts "
	Croatia	Genetic CMR, sum of hunting ground "counts", density extrapolation, coordinated feeding site counts
	Greece	Genetic CMR, FCOY, camera trapping

	Kosovo	-
	The Former Yugoslav Republic of Macedonia	Camera trapping, bear tracks, sum of hunting ground "counts"
	Montenegro	-
	Serbia	Genetic CMR, camera trapping, density extrapolation, expert opinion
	Slovenia	Genetic CMR, harvest data, coordinated feeding site counts
7. Central Apennines	Italy	Genetic CMR
8. Alps	Austria	Genetics, bear signs (SCALP criteria C1 & C2)
	Italy	Genetic CMR, camera trapping
	Slovenia	Genetic CMR, coordinated feeding site counts
	Switzerland	Genetics, telemetry, bear signs
9. Pyrenean	France	Genetic CMR, FCOY, bear signs, camera trapping
	Spain	Genetic CMR, FCOY, bear signs, camera trapping
10. Cantabrian	Spain	Genetic CMR, FCOY

Table S5. Lynx population names, countries and literature references. Populations have been designated for the purpose of this analysis according to (39). Literature refers to actual abundance and distribution data, monitoring methods, historical abundance and distribution data. Population data do not cover Belarus, Russia and Ukraine.

Population	Country	References
1. Scandinavian	Norway	(133-136)
	Sweden	(137, 138)
2. Karelian	Finland	(73, 139-141)
3. Baltic	Estonia	(74, 75, 142)
	Latvia	(143, 144)
	Lithuania	(9, 145, 146)
	Poland	(134, 147-149)
4. Carpathian	Bulgaria	(9, 134, 150-153)
	Czech	(154-158)
	Hungary	(159, 160)
	Poland	(134, 147-149)
	Romania	(9, 134, 161)
	Serbia	(162)
5. Balkan	Slovakia	(9, 134, 156, 163)
	Albania	(9, 96, 98-101, 134, 164)
	FYR Macedonia	(9, 134, 164, 165)
	Serbia, Kosovo, Montenegro, Greece	(9, 112, 134, 164, 166-171)
6. Dinaric	Croatia	(9, 172)
	Bosnia-Herzegovina	(9, 173)
	Slovenia	(134, 174)
7. Bohemian-Bavarian	Austria	(175)
	Czech	(155, 176, 177)
	Germany	(176, 178, 179)
8. Alpine	Austria	(180, 181)
	France	(182, 183)
	Italy	(184)
	Slovenia	(134, 174, 182)
	Switzerland	(49-51, 185-187)

9. Jura	France	<i>(188)</i>
	Switzerland	<i>(49, 185)</i>
10. Vosges-Palatinian	France	<i>(188)</i>
	Germany	<i>(179)</i>
11. Harz Mountain	Germany	<i>(179, 189)</i>

Table S6. Lynx population sizes and change. Literature is cited in Table S5 and further details are provided in (9). Recent estimates are for years 2010, 2011 or 2012 and methodologies may vary between countries. Some numbers may contain double count of border individuals. Past estimates refer to the lowest abundance during the 1950–1970s. Change factor indicates the rough multiplying factor from past to recent estimates, e.g. > 3 means the estimate has more than tripled, < 0.3 means it has decreased by more than one third, “Return” indicates the species came back naturally after extinction and “Reintrod.” indicates the species came back through reintroduced animals. Countries may be labeled as “Reintrod.” if their sub-population originates from reintroduced animals in a neighboring country. “-“ indicates no data is available.

Population	Country	Recent estimate (individuals)	Past estimate (individuals)	Change factor
1. Scandinavian	Norway	384–408 (65–69 family groups)	150	> 2
	Sweden	1,400–1,900 (277 family groups)	175	> 5
	<i>Total</i>	<i>1,800–2,300</i>	<i>350–450</i>	<i>> 5</i>
2. Karelian	Finland	2,430–2,610	Almost extinct	Return
3. Baltic	Estonia	790	115	> 5
	Latvia	600	Almost extinct	Return
	Lithuania	40–60	21	> 2
	Poland	96	50	> 1.5
	<i>Total</i>	<i>1,600</i>	<i>190</i>	<i>> 5</i>
4. Carpathian	Bulgaria	11	Extinct	Return
	Czech	11	0–4	> 5
	Hungary	1–3	Extinct	Return
	Poland	200	100	> 2
	Romania	1,200–1,500	500	> 2
	Serbia	50	-	-
	Slovakia	300–400	300–500	Stable
	<i>Total</i>	<i>2,300–2,400</i>	<i>-</i>	<i>-</i>
5. Balkan	Albania	5–10	40–50	< 0.2
	FYR Macedonia	23	120	< 0.2
	Serbia, Kosovo,	15–25	80	< 0.2

	Montenegro			
	<i>Total</i>	<i>40–50</i>	<i>280</i>	<i>< 0.2</i>
6. Dinaric	Croatia	50	Extinct	Reintrod.
	Bosnia-Herzegovina	70	Extinct	Reintrod.
	Slovenia	10–15	Extinct	Reintrod.
	<i>Total</i>	<i>120–130</i>	<i>Extinct</i>	<i>Reintrod.</i>
7. Bohemian-Bavarian	Austria	5–10	Extinct	Reintrod.
	Czech	30–45	Extinct	Reintrod.
	Germany	12	Extinct	Reintrod.
	<i>Total</i>	<i>50</i>	<i>Extinct</i>	<i>Reintrod.</i>
8. Alpine	Austria	3–5	Extinct	Reintrod.
	France	13	Extinct	Reintrod.
	Italy	10–15	Extinct	Reintrod.
	Slovenia	5–10	Extinct	Reintrod.
	Switzerland	96–107	Extinct	Reintrod.
	<i>Total</i>	<i>130</i>	<i>Extinct</i>	<i>Reintrod.</i>
9. Jura	France	76	Extinct	Reintrod.
	Switzerland	28–36	Extinct	Reintrod.
	<i>Total</i>	<i>110</i>	<i>Extinct</i>	<i>Reintrod.</i>
10. Vosges-Palatinian	France	19	Extinct	Reintrod.
	Germany	0	Extinct	Reintrod.
	<i>Total</i>	<i>19</i>	<i>Extinct</i>	<i>Reintrod.</i>
11. Harz Mountain	Germany	10	Extinct	Reintrod.
<i>Total</i>		<i>9,000</i>		

Table S7. Range in km² occupied by lynx and change. Literature is cited in Table S5 and further details are provided in (9). Our definition of range is not in the sense of the Article 17 of the 92/433/EEC Habitats Directive (no smoothing over gaps) but rather is representing occurrence or occupied cells in the EEA 10 x 10 km grid. Methodologies may vary between countries. Overlapping or border cells were only counted once. Past estimates refer to the lowest extend during the 1950–1970s. Change factor indicates the rough multiplying factor from past to recent estimates, e.g. > 3 means the estimate has more than tripled, < 0.3 means it has been divided by more than one third, “Return” indicates the species came back naturally after extinction and “Reintrod.” indicates the species came back through reintroduced animals. “-“ indicates no data is available.

Population	Permanent range	Sporadic range	Total range	Past range	Change factor
1. Scandinavian	476,100	240,400	716,500	155,800	> 4
2. Karelian	92,000	253,800	345,800	17,700	> 10
3. Baltic	82,300	44,700	127,000	95,200	> 1.3
4. Carpathian	112,600	34,700	147,300	78,700	> 1.5
5. Balkan	4,500	14,100	18,600	18,600	Stable
6. Dinaric	20,200	9,800	30,000	0	Reintrod.
7. Bohemian-Bavarian	5,600	10,100	15,700	0	Reintrod.
8. Alpine	9,300	15,000	24,300	0	Reintrod.
9. Jura	9,400	8,400	17,800	0	Reintrod.
10. Vosges-Palatinian	1,400	4,600	5,600	0	Reintrod.
11. Harz Mountain	300	2,100	2,400	0	Reintrod.
<i>Total</i>	<i>813,400</i>	<i>632,800</i>	<i>1,446,200</i>	<i>366,000</i>	<i>>3</i>

Table S8. Lynx population monitoring methods. Literature is cited in Table S5 and further details are provided in (9). All methods may not be used on the whole species distribution area. Abbreviations: CMR: Capture-Mark-Recapture, SCALP: Status and Conservation of the Alpine Lynx Population (see (51, 52) and <http://www.kora.ch/en/proj/scalp>)

Population	Country	Monitoring methods
1. Scandinavian	Norway	Telemetry, camera trapping, snow tracking, harvest data, damage reports
	Sweden	Telemetry, camera trapping, snow tracking, harvest data, damage reports
2. Karelian	Finland	Telemetry, snow tracking
3. Baltic	Estonia	Telemetry, snow tracking, observations
	Latvia	Telemetry, harvest data, sum of hunting ground "count", expert opinion
	Lithuania	Snow tracking, sum of hunting ground "count", expert opinion
	Poland	Genetics, telemetry, snow tracking, lynx signs, expert opinion
4. Carpathian	Bulgaria	Camera trapping, snow tracking, questionnaires and follow up field investigations to confirm presence
	Czech	Genetics, telemetry, camera trapping CMR, snow tracking, sum of hunting ground "counts " through questionnaires
	Hungary	Camera trapping, questionnaires and follow up field investigations to confirm presence, expert opinion
	Poland	Genetics, telemetry, snow tracking, confirmed presence signs, expert opinion
	Romania	Genetics, telemetry, camera trapping, snow tracking, sum of hunting ground "counts"
	Serbia	Camera trapping
	Slovakia	Genetics, telemetry, camera trapping, snow tracking, sum of hunting ground "counts"
5. Balkan	Albania	Camera trapping, snow tracking, observations, questionnaires
	FYR	Genetics, telemetry, camera trapping,

	Macedonia	snow tracking, density extrapolation, lynx signs (SCALP criteria C1 & C2)
	Kosovo	Questionnaires
6. Dinaric	Croatia	Genetics, telemetry, camera trapping, snow tracking, dead lynx
	Bosnia-Herzegovina	Snow tracking, dead lynx
	Slovenia	Genetics, telemetry, lynx signs (SCALP methodology)
7. Bohemian-Bavarian	Austria	Camera trapping, lynx signs (SCALP criteria C1 & C2 and selected C3)
	Czech	Genetics, CMR camera trapping, snow tracking, sum of hunting ground "counts " through questionnaires every 2 years
	Germany	Telemetry, CMR camera trapping, snow tracking, lynx signs (SCALP criteria C1 & C2)
8. Alpine	Austria	Telemetry, camera trapping, lynx signs (SCALP criteria C1 & C2)
	France	CMR camera trapping, lynx signs (SCALP criteria C1 & C2 and selected C3)
	Italy	Telemetry, camera trapping, lynx signs (SCALP criteria C1 & C2)
	Slovenia	Genetics, lynx signs, snow tracking, expert opinion,
	Switzerland	Genetics, telemetry, CMR camera trapping, lynx signs (SCALP criteria C1 & C2)
9. Jura	France	CMR camera trapping, lynx signs (SCALP criteria C1 & C2 and selected C3)
	Switzerland	Genetics, telemetry, CMR camera trapping, lynx signs (SCALP criteria C1 & C2)
10. Vosges-Palatinian	France	CMR camera trapping, lynx signs (SCALP criteria C1 & C2 and selected C3)
	Germany	CMR camera trapping, lynx signs (SCALP criteria C1 & C2)
11. Harz Mountain	Germany	Telemetry, camera trapping

Table S9. Wolf population names, countries and literature references. Populations have been designated for the purpose of this analysis according to (39). Literature refers to actual abundance and distribution data, monitoring methods, historical abundance and distribution data.

Population	Country	References
1. Scandinavian	Sweden	(54-56, 190)
	Norway	(54-56, 191)
2. Karelian	Finland	(55, 56, 73, 192-197)
3. Baltic	Estonia	(74, 75, 198, 199)
	Latvia	(198, 200)
	Lithuania	(146, 198, 201, 202)
	Poland	(203, 204)
4. Central European Lowlands	Germany	(205, 206)
	Poland	(9, 203, 204)
5. Carpathian	Czech	(158, 207)
	Hungary	(208-210)
	Poland	(203, 204, 211)
	Romania	(9, 197)
	Slovakia	(197, 212-214)
6. Dinaric-Balkan	Albania	(9, 96-101, 215)
	Bosnia-Herzegovina	(9, 216, 217)
	Bulgaria	(9, 216, 218-220)
	Croatia	(216, 221-223)
	Greece	(197, 224-229)
	FYR Macedonia	(9, 216)
	Serbia	(9, 112, 216, 230, 231)
	Slovenia	(232-234)
7. Italian peninsula	Italy	(235-239)
8. Alpine	Austria	(9)
	France	(57)
	Italy	(58, 240)
	Switzerland	(185, 241)
9. NW Iberian	Spain	(59, 60, 242-245)
	Portugal	(246-249)

10. Sierra Morena	Spain	(59, 243-245)
----------------------	-------	---------------

Table S10. Wolf population sizes and change. Literature is cited in Table S9 and further details are provided in (9). Recent estimates are for years 2010, 2011 or 2012 and methodologies may vary between countries. Some numbers may contain double count of border individuals. Past estimates refer to the lowest abundance during the 1950–1970s. Change factor indicates the rough multiplying factor from past to recent estimates, e.g. > 3 means the estimate has more than tripled, < 0.3 means it has decreased by more than one third, “Return” indicates the species came back naturally after extinction. “-“ indicates no data is available.

Population	Country	Recent estimate (individuals)	Past estimate (individuals)	Change factor
1. Scandinavian	Sweden	230–300 (30 packs + 25 pairs, incl. border wolves)	Extinct	Return
	Norway	30 (3 packs + 2 pairs, excl. border wolves)	Extinct	Return
	<i>Total</i>	<i>260–330</i>	<i>Extinct</i>	<i>Return</i>
2. Karelian	Finland	150–165	Almost extinct	Return
3. Baltic	Estonia	200–260	-	-
	Latvia	200–400	Almost extinct	Return
	Lithuania	300	34–56	> 5
	Poland	267–359 (67–77 packs)	11	> 28
	<i>Total</i>	<i>870–1,400</i>	<i>-</i>	<i>-</i>
4. Central European Lowlands	Germany	43 (14 packs + 3 pairs)	Extinct	Return
	Poland	100–110 (22 packs + 2 pairs)	Extinct	Return
	<i>Total</i>	<i>150</i>	<i>Extinct</i>	<i>Return</i>
5. Carpathian	Czech	1	Extinct	Return
	Hungary	1–5	Extinct	Return
	Poland	209–254 (47–51 packs)	45	> 5
	Romania	2,300–2,700	1550	> 1.5
	Slovakia	200–400	100–150	> 2
	<i>Total</i>	<i>3,000</i>	<i>1700</i>	<i>> 1.5</i>

6. Dinaric-Balkan	Albania	200–250	-	-
	Bosnia-Herzegovina	650	1000	< 0.7
	Bulgaria	700–800	100–150	> 5
	Croatia	168–219 (50 packs)	50	> 5
	Greece	700	500	> 1.4
	FYR Macedonia	466	267	> 1.5
	Serbia	750–850	500–600	> 1.4
	Slovenia	32–43	10–15	3
	<i>Total</i>	<i>3,900</i>	-	-
7. Italian peninsula	Italy	600–800	100	> 5
8. Alpine	Austria	2–8	Extinct	Return
	France	13 packs + 7 border ones	Extinct	Return
	Italy	12 packs + 7 border ones	Extinct	Return
	Switzerland	8	Extinct	Return
	<i>Total</i>	<i>160 (32 packs)</i>	<i>Extinct</i>	<i>Return</i>
9. NW Iberian	Spain	2,000	350–500	> 4
	Portugal	220–435	150–200	> 1.5
	<i>Total</i>	<i>2,200–2,500</i>	<i>500–700</i>	<i>> 3</i>
10. Sierra Morena	Spain	6 (1 pack)	60 (10 packs)	< 0.1
<i>Total</i>		<i>12,000</i>	-	-

Table S11. Range in km² occupied by wolves and change. Literature is cited in Table S9 and further details are provided in (9). Our definition of range is not in the sense of the Article 17 of the 92/433/EEC Habitats Directive (no smoothing over gaps) but rather is representing occurrence or occupied cells in the EEA 10 x 10 km grid. Methodologies may vary between countries. Overlapping or border cells were only counted once. Past estimates refer to the lowest extend during the 1950–1970s. Change factor indicates the rough multiplying factor from past to recent estimates, e.g. > 3 means the estimate has more than tripled, < 0.3 means it has decreased by more than one third, “Return” indicates the species came back naturally after extinction. “-“ indicates no data is available.

Population	Permanent range	Sporadic range	Total range	Past range	Change factor
1. Scandinavian	55,600	170,500	226,100	0	Return
2. Karelian	25,300	112,400	137,700	41,100	> 3
3. Baltic	94,200	49,200	143,400	42,800	> 3
4. Central European Lowlands	15,700	8,400	24,100	0	Return
5. Carpathian	144,200	27,000	171,200	59,900	> 2
6. Dinaric-Balkan	256,500	74,900	331,400	139,300	> 2
7. Italian peninsula	55,000	2,400	57,400	9,900	> 5
8. Alpine	33,200	26,800	60,000	0	Return
9. NW Iberian	116,600	3,700	120,300	69,200	> 1.5
10. Sierra Morena	800	0	800	12,900	< 0.1
<i>Total</i>	<i>798,300</i>	<i>481,800</i>	<i>1,280,100</i>	<i>375,100</i>	<i>> 3</i>

Table S12. Wolf population monitoring methods. Literature is cited in Table S9 and further details are provided in (9). All methods may not be used on the whole species distribution area. Abbreviations: CMR: Capture-Mark-Recapture.

Population	Country	Monitoring methods
1. Scandinavian	Sweden	Genetics, telemetry, snow tracking, dead wolves, damage reports
	Norway	Genetics, telemetry, snow tracking, dead wolves, damage reports
2. Karelian	Finland	Genetics, telemetry, snow tracking, howling
3. Baltic	Estonia	Genetics, snow tracking, howling observations, wolf signs
	Latvia	Harvest data, sum of hunting ground "counts", expert opinion
	Lithuania	Snow tracking, sum of hunting ground "count", expert opinion
	Poland (NE)	Genetics, telemetry, snow tracking, howling, wolf signs
4. Central European Lowlands	Germany	Genetics, telemetry, camera trapping, snow and sand tracking, wolf signs
	Poland (W)	Genetics, telemetry, snow tracking, howling, wolf signs
5. Carpathian	Czech	Snow tracking, wolf signs
	Hungary	Questionnaires and follow up field investigations to confirm presence, expert opinion
	Poland	Genetics, telemetry, snow tracking, howling, wolf signs
	Romania	Genetics, telemetry, camera trapping, snow tracking, howling, wolf signs, sum of hunting ground "counts"
	Slovakia	Genetics, camera trapping, snow tracking, sum of hunting ground "counts"
6. Dinaric-Balkan	Albania	Camera trapping, snow tracking, wolf signs, questionnaires, expert opinion
	Bosnia-Herzegovina	Snow tracking, wolf signs, damage reports, harvest data, expert opinion
	Bulgaria	Genetics, telemetry, snow tracking
	Croatia	Genetics, telemetry, camera trapping,

		snow tracking, howling, wolf signs, damage reports, expert opinion
	Greece	Genetics, telemetry, camera trapping, snow tracking, howling, wolf signs, damage reports, questionnaires, expert opinion
	The Former Yugoslav Republic of Macedonia	Sum of hunting ground "counts", expert opinion
	Serbia	-
	Slovenia	Genetic CMR, telemetry, snow tracking, howling
7. Italian peninsula	Italy	Genetics, telemetry, snow tracking, howling, density extrapolation, expert opinion
8. Alpine	France	Genetic CMR, snow tracking, howling, wolf signs
	Italy	Genetic CMR, snow tracking, howling, wolf signs
	Switzerland	Genetics, camera trapping, wolf signs
9. NW Iberian	Spain	Genetics, howling, wolf signs
	Portugal	Howling, wolf signs
10. Sierra Morena	Spain	Howling, wolf signs, damage reports

Table S13. Wolverine population names, countries and literature references.

Populations have been designated for the purpose of this analysis according to (39). Literature refers to actual abundance and distribution data, monitoring methods, historical abundance and distribution data.

Population	Country	Reference
1. Scandinavian	Norway	(250-254)
	Sweden	(251, 252, 255, 256)
2. Karelian	Finland	(73, 251, 253, 257, 258)

Table S14. Wolverine population size and change. Literature is cited in Table S13 and further details are provided in (9). Recent estimates are for years 2010, 2011 or 2012 and methodologies may vary between countries. Some numbers may contain double count of border individuals. Historical estimates refer to the lowest abundance during the 1950–1970s. Change factor indicates the rough multiplying factor from past to recent estimates, e.g. > 3 means the estimate has more than tripled.

Population	Country	Recent estimate (individuals)	Past estimate (individuals)	Change factor
1. Scandinavian	Norway	339–431 (58 reproductions)	100–150	> 3
	Sweden	580–780 (118 reproductions)	60–100	> 5
	Total	919–1211	160–250	> 5
2. Karelian	Finland	165–175	20–30	> 5
<i>Total</i>		<i>1084–1386</i>	<i>350–530</i>	<i>> 2</i>

Table S15. Range in km² occupied by wolverines and change. Literature is cited in Table S13 and further details are provided in (9). Our definition of range is not in the sense of the Article 17 of the 92/433/EEC Habitats Directive (no smoothing over gaps) but rather is representing occurrence or occupied cells in the EEA 10 x 10 km grid. Methodologies may vary between countries. Overlapping or border cells were only counted once. Past estimates refer to the lowest extend during the 1950–1970s. Change factor indicates the rough multiplying factor from past to recent estimates, e.g. > 3 means the estimate has more than tripled.

Population	Permanent range	Sporadic range	Total range	Past range	Change factor
1. Scandinavian	220,200	163,500	283,700	93,900	> 3
2. Karelian	27,700	43,900	71,600	18,300	> 3
<i>Total</i>	<i>247,900</i>	<i>207,400</i>	<i>355,300</i>	<i>112,200</i>	<i>> 3</i>

Table S16. Wolverine population monitoring methods. Literature is cited in Table S15 and further details are provided in (9). All methods may not be used on the whole species distribution area. Abbreviations: CMR: Capture-Mark-Recapture.

Population	Country	Monitoring methods
1. Scandinavian	Norway	Snow tracking for natal den mapping, genetic CMR, dead wolverines, damage reports.
	Sweden	Snow tracking for natal den mapping, dead wolverines
2. Karelian	Finland	Snow tracking

References and Notes

1. A. Treves, K. U. Karanth, Human-carnivore conflict and perspectives on carnivore management worldwide. *Conserv. Biol.* **17**, 1491–1499 (2003).
[doi:10.1111/j.1523-1739.2003.00059.x](https://doi.org/10.1111/j.1523-1739.2003.00059.x)
2. W. J. Ripple, J. A. Estes, R. L. Beschta, C. C. Wilmers, E. G. Ritchie, M. Hebblewhite, J. Berger, B. Elmhagen, M. Letnic, M. P. Nelson, O. J. Schmitz, D. W. Smith, A. D. Wallach, A. J. Wirsin, Status and ecological effects of the world's largest carnivores. *Science* **343**, 1241484 (2014).
3. G. Chapron, J. V. López-Bao, Conserving carnivores: Politics in play. *Science (New York, N.Y.)* **343**, 1199–1200 (2014). [Medline doi:10.1126/science.343.6176.1199-b](https://pubmed.ncbi.nlm.nih.gov/24811111/)
4. J. L. Gittleman, S. M. Funk, D. Macdonald, R. K. Wayne, Carnivore conservation. *Conserv. Biol. Ser. (Cambridge)* **5**, 1–675 (2001).
5. J. D. C. Linnell, L. Boitani, Building biological realism into wolf management policy: The development of the population approach in Europe. *Hystrix* **23**, 80–91 (2012).
6. C. Packer, A. Loveridge, S. Canney, T. Caro, S. T. Garnett, M. Pfeifer, K. K. Zander, A. Swanson, D. Macnulty, G. Balme, H. Bauer, C. M. Begg, K. S. Begg, S. Bhalla, C. Bissett, T. Bodasing, H. Brink, A. Burger, A. C. Burton, B. Clegg, S. Dell, A. Delsink, T. Dickerson, S. M. Dloniak, D. Druce, L. Frank, P. Funston, N. Gichohi, R. Groom, C. Hanekom, B. Heath, L. Hunter, H. H. Deiongh, C. J. Joubert, S. M. Kasiki, B. Kissui, W. Knocker, B. Leathem, P. A. Lindsey, S. D. MacLennan, J. W. McNutt, S. M. Miller, S. Naylor, P. Nel, C. Ng'weno, K. Nicholls, J. O. Ogutu, E. Okot-Omoya, B. D. Patterson, A. Plumptre, J. Salerno, K. Skinner, R. Slotow, E. A. Sogbohossou, K. J. Stratford, C. Winterbach, H. Winterbach, S. Polasky, Conserving large carnivores: Dollars and fence. *Ecol. Lett.* **16**, 635–641 (2013). [Medline doi:10.1111/ele.12091](https://pubmed.ncbi.nlm.nih.gov/24811111/)
7. B. Phalan, M. Onial, A. Balmford, R. E. Green, Reconciling food production and biodiversity conservation: Land sharing and land sparing compared. *Science* **333**, 1289–1291 (2011). [Medline doi:10.1126/science.1208742](https://pubmed.ncbi.nlm.nih.gov/2128742/)
8. See materials and methods, figs. S1 to S3, and tables S1 to S16 in the supplementary materials.
9. P. Kaczensky *et al.*, *Status, Management and Distribution of Large Carnivores—Bear, Lynx, Wolf and Wolverine—in Europe* (Report to the EU Commission, Part 1 and Part 2, 2013);
http://ec.europa.eu/environment/nature/conservation/species/carnivores/pdf/task_1_part1_statusoflcineurope.pdf and
http://ec.europa.eu/environment/nature/conservation/species/carnivores/pdf/task_1_part2_species_country_reports.pdf.
10. J. P. Copeland, K. S. McKelvey, K. B. Aubry, A. Landa, J. Persson, R. M. Inman, J. Krebs, E. Lofroth, H. Golden, J. R. Squires, A. Magoun, M. K. Schwartz, J. Wilmot, C. L. Copeland, R. E. Yates, I. Kojola, R. May, The bioclimatic envelope

- of the wolverine (*Gulo gulo*): Do climatic constraints limit its geographic distribution? *Can. J. Zool.* **88**, 233–246 (2010). [doi:10.1139/Z09-136](https://doi.org/10.1139/Z09-136)
11. International Wolf Center, *Wolves in the United States*; <http://www.wolf.org/wow/united-states/> (2014).
 12. J. D. C. Linnell, J. E. Swenson, R. Anderson, Predators and people: Conservation of large carnivores is possible at high human densities if management policy is favourable. *Anim. Conserv.* **4**, 345–349 (2001). [doi:10.1017/S1367943001001408](https://doi.org/10.1017/S1367943001001408)
 13. R. Woodroffe, J. R. Ginsberg, Edge effects and the extinction of populations inside protected areas. *Science* **280**, 2126–2128 (1998). [Medline](https://pubmed.ncbi.nlm.nih.gov/101126/) [doi:10.1126/science.280.5372.2126](https://doi.org/10.1126/science.280.5372.2126)
 14. M. Basille, I. Herfindal, H. Santin-Janin, J. D. C. Linnell, J. Odden, R. Andersen, K. Arild Høgda, J.-M. Gaillard, What shapes Eurasian lynx distribution in human dominated landscapes: Selecting prey or avoiding people? *Ecography* **32**, 683–691 (2009). [doi:10.1111/j.1600-0587.2009.05712.x](https://doi.org/10.1111/j.1600-0587.2009.05712.x)
 15. J. V. López-Bao, V. Sazatornil, L. Llana, A. Rodríguez, Indirect effects on heathland conservation and wolf persistence of contradictory policies that threaten traditional free-ranging horse husbandry. *Conserv. Lett.* **6**, 448–455 (2013).
 16. S. D. Gehrt *et al.*, *Urban Carnivores: Ecology, Conflict, and Conservation* (John Hopkins Univ. Press, Baltimore, MD, 2010).
 17. V. Athreya, M. Odden, J. D. Linnell, J. Krishnaswamy, U. Karanth, Big cats in our backyards: Persistence of large carnivores in a human dominated landscape in India. *PLOS ONE* **8**, e57872 (2013). [Medline](https://pubmed.ncbi.nlm.nih.gov/101371/) [doi:10.1371/journal.pone.0057872](https://doi.org/10.1371/journal.pone.0057872)
 18. N. H. Carter, B. K. Shrestha, J. B. Karki, N. M. Pradhan, J. Liu, Coexistence between wildlife and humans at fine spatial scales. *Proc. Natl. Acad. Sci. U.S.A.* **109**, 15360–15365 (2012). [Medline](https://pubmed.ncbi.nlm.nih.gov/101073/) [doi:10.1073/pnas.1210490109](https://doi.org/10.1073/pnas.1210490109)
 19. Council Directive 92/43/EEC of 21 May 1992 on the conservation of natural habitats and of wild fauna and flora (1992); <http://eur-lex.europa.eu/legal-content/EN/TXT/?uri=CELEX:31992L0043>.
 20. *Convention on the Conservation of European Wildlife and Natural Heritage* (1979); <http://conventions.coe.int/Treaty/en/Treaties/html/104.htm>.
 21. J. D. C. Linnell, F. E. Zachos, in *Ungulate Management in Europe: Problems and Practices*, R. Putman, M. Apollonio, R. Andersen, Eds. (Cambridge Univ. Press, Cambridge, 2011), pp. 12–53.
 22. L. M. Navarro, H. M. Pereira, Rewilding abandoned landscapes in Europe. *Ecosystems (N. Y.)* **15**, 900–912 (2012). [doi:10.1007/s10021-012-9558-7](https://doi.org/10.1007/s10021-012-9558-7)
 23. E. J. Knott, N. Bunnefeld, D. Huber, S. Reljić, V. Kereži, E. J. Milner-Gulland, The potential impacts of changes in bear hunting policy for hunting organisations in Croatia. *Eur. J. Wildl. Res.* **60**, 85–97 (2014).

24. J. D. C. Linnell *et al.*, in *Carnivore Ecology and Conservation: A Handbook of Techniques*, L. Boitani, R. A. Powell, Eds. (Oxford Univ. Press, Oxford, 2012), pp. 314–332.
25. K. E. Gangaas, B. P. Kaltenborn, H. P. Andreassen, Geo-spatial aspects of acceptance of illegal hunting of large carnivores in Scandinavia. *PLOS ONE* **8**, e68849 (2013). [Medline doi:10.1371/journal.pone.0068849](#)
26. O. Liberg, G. Chapron, P. Wabakken, H. C. Pedersen, N. T. Hobbs, H. Sand, Shoot, shovel and shut up: Cryptic poaching slows restoration of a large carnivore in Europe. *Proc. R. Soc. Ser. B* **279**, 910–915 (2012).
27. L. Kruckenhauser, G. Rauer, B. Däubel, E. Haring, Genetic monitoring of a founder population of brown bears (*Ursus arctos*) in central Austria. *Conserv. Genet.* **10**, 1223–1233 (2009). [doi:10.1007/s10592-008-9654-6](#)
28. C. Vynne, J. L. Keim, R. B. Machado, J. Marinho-Filho, L. Silveira, M. J. Groom, S. K. Wasser, Resource selection and its implications for wide-ranging mammals of the Brazilian cerrado. *PLOS ONE* **6**, e28939 (2011). [Medline doi:10.1371/journal.pone.0028939](#)
29. A. Zimmermann *et al.*, in *Wild Rangelands*, J. du Toit, R. Kock, J. Deutsch, Eds. (Wiley, Oxford, 2010), pp. 129–151.
30. U. Breitenmoser, P. Kaczensky, M. Dötterer, C. Breitenmoser-Würsten, S. Capt, F. Bernhart, M. Liberek, Spatial-organization and recruitment of lynx (*Lynx lynx*) in a re-introduced population in the Swiss Jura Mountains. *J. Zool. (London)* **231**, 449–464 (1993). [doi:10.1111/j.1469-7998.1993.tb01931.x](#)
31. W. Jędrzejewski, B. Jędrzejewska, H. Okarma, K. Schmidt, A. N. Bunevich, L. Milkowski, Population dynamics (1869-1994), demography, and home ranges of the lynx in Bialowieza Primeval Forest (Poland and Belarus). *Ecography* **19**, 122–138 (1996). [doi:10.1111/j.1600-0587.1996.tb00163.x](#)
32. J. D. C. Linnell, R. Andersen, T. Kvam, H. Andrén, O. Liberg, J. Odden, P. F. Moa, Home range size and choice of management strategy for lynx in Scandinavia. *Environ. Manage.* **27**, 869–879 (2001). [Medline doi:10.1007/s002670010195](#)
33. J. Kusak, A. M. Skrbinšek, D. Huber, Home ranges, movements, and activity of wolves (*Canis lupus*) in the Dalmatian part of Dinarids, Croatia. *Eur. J. Wildl. Res.* **51**, 254–262 (2005). [doi:10.1007/s10344-005-0111-2](#)
34. J. Mattisson, H. Sand, P. Wabakken, V. Gervasi, O. Liberg, J. D. Linnell, G. R. Rauset, H. C. Pedersen, Home range size variation in a recovering wolf population: Evaluating the effect of environmental, demographic, and social factors. *Oecologia* **173**, 813–825 (2013). [Medline doi:10.1007/s00442-013-2668-x](#)
35. B. Dahle, J. E. Swenson, Home ranges in adult Scandinavian brown bears (*Ursus arctos*): Effect of mass, sex, reproductive category, population density and habitat type. *J. Zool. (Lond.)* **260**, 329–335 (2003). [doi:10.1017/S0952836903003753](#)

36. D. Huber *et al.*, Brown bear management in Croatia. *Proc. Intl. Union Game Biologists Congress* **21**, 287–292 (1993).
37. A. Landa, J. Tufto, R. Franzén, T. Bø, M. Lindén, J. E. Swenson, Active wolverine *Gulo gulo* dens as a minimum population estimator in Scandinavia. *Wildl. Biol.* **4**, 159–168 (1998).
38. J. Persson, P. Wedholm, P. Segerström, Space use and territoriality of wolverines (*Gulo gulo*) in northern Scandinavia. *Eur. J. Wildl. Res.* **56**, 49–57 (2010).
[doi:10.1007/s10344-009-0290-3](https://doi.org/10.1007/s10344-009-0290-3)
39. J. Linnell *et al.*, *Guidelines for Population Level Management Plans for Large Carnivores in Europe* (European Commission, Brussels, Belgium, 2008).
40. GEOSTAT , Europe 1 km² Population Grid (2006),
http://epp.eurostat.ec.europa.eu/portal/page/portal/gisco_Geographical_information_maps/popups/references/population_distribution_demography.
41. E. Bellemain, J. Swenson, D. Tallmon, S. Brunberg, P. Taberlet, Estimating population size of elusive animals using DNA from hunter-collected feces: Comparing four methods for brown bears. *Conserv. Biol.* **19**, 150–161 (2005).
[doi:10.1111/j.1523-1739.2005.00549.x](https://doi.org/10.1111/j.1523-1739.2005.00549.x)
42. K. H. Solberg, E. Bellemain, O.-M. Drageset, P. Taberlet, J. E. Swenson, An evaluation of field and non-invasive genetic methods to estimate brown bear (*Ursus arctos*) population size. *Biol. Conserv.* **128**, 158–168 (2006).
[doi:10.1016/j.biocon.2005.09.025](https://doi.org/10.1016/j.biocon.2005.09.025)
43. V. Gervasi, P. Ciucci, J. Boulanger, E. Randi, L. Boitani, A multiple data source approach to improve abundance estimates of small populations: The brown bear in the Apennines, Italy. *Biol. Conserv.* **152**, 10–20 (2012).
[doi:10.1016/j.biocon.2012.04.005](https://doi.org/10.1016/j.biocon.2012.04.005)
44. J. Kindberg, J. E. Swenson, G. Ericsson, E. Bellemain, C. Miquel, P. Taberlet, Estimating population size and trends of the Swedish brown bear (*Ursus arctos*) population. *Wildl. Biol.* **17**, 114–123 (2011). [doi:10.2981/10-100](https://doi.org/10.2981/10-100)
45. H. Andren, J. D. C. Linnell, O. Liberg, P. Ahlqvist, R. Andersen, A. Danell, R. Franzén, T. Kvam, J. Odden, P. Segerstrom, Estimating total lynx *Lynx lynx* population size from censuses of family groups. *Wildl. Biol.* **8**, 299–306 (2002).
46. J. D. C. Linnell, J. Odden, R. Andersen, H. Brøseth, H. Andrén, O. Liberg, P. Ahlqvist, P. Moa, T. Kvam, P. Segerström, K. Schmidt, W. Jędrzejewski, H. Okarma, Distance rules for minimum counts of Eurasian lynx *Lynx lynx* family groups under different ecological conditions. *Wildl. Biol.* **13**, 447–455 (2007).
[doi:10.2981/0909-6396\(2007\)13\[447:DRFMCO\]2.0.CO;2](https://doi.org/10.2981/0909-6396(2007)13[447:DRFMCO]2.0.CO;2)
47. K. Schmidt, R. Kowalczyk, Using scent-marking stations to collect hair samples to monitor Eurasian lynx populations. *Wildl. Soc. Bull.* **34**, 462–466 (2006).
[doi:10.2193/0091-7648\(2006\)34\[462:USSTCH\]2.0.CO;2](https://doi.org/10.2193/0091-7648(2006)34[462:USSTCH]2.0.CO;2)
48. F. Zimmermann, U. Breitenmoser, Potential distribution and population size of the Eurasian lynx *Lynx lynx* in the Jura Mountains and possible corridors to adjacent

- ranges. *Wildl. Biol.* **13**, 406–416 (2007). [doi:10.2981/0909-6396\(2007\)13\[406:PDAPSO\]2.0.CO;2](https://doi.org/10.2981/0909-6396(2007)13[406:PDAPSO]2.0.CO;2)
49. U. Breitenmoser *et al.*, Guidelines for the monitoring of lynx. *KORA Bericht 33* (KORA, Muri b. Bern, Switzerland, 2006).
 50. F. Zimmermann *et al.*, Status and distribution of the lynx (*Lynx lynx*) in the Swiss Alps 2005–2009. *Acta Biol. Slovenica* **54**, 74–84 (2011).
 51. A. Molinari-Jobin *et al.*, Pan-Alpine conservation strategy for the lynx. *Nature and Environment No. 130* (Council of Europe Publishing, Strasbourg, France, 2003), pp. 1–25..
 52. A. Molinari-Jobin *et al.*, Monitoring the lynx in the Alps. *Hystrix* **23**, 49–53 (2012).
 53. K. Weingarth *et al.*, First estimation of Eurasian lynx (*Lynx lynx*) abundance and density using digital cameras and capture-recapture techniques in a German national park. *Anim. Biodivers. Conserv.* **35**, 197–207 (2012).
 54. O. Liberg *et al.*, Monitoring of wolves in Scandinavia. *Hystrix* **23**, 29–34 (2011).
 55. L. Svensson *et al.*, Varg i Skandinavien och Finland. Slutrapport från inventering av varg vintern 2012-2013. *Viltskadecenter Rapport 3-2013* (2013).
 56. L. Svensson *et al.*, Varg i Skandinavien och Finland. Statusrapport för vintern 2011-2012. *Viltskadecenter Rapport 6* (2012).
 57. C. Duchamp *et al.*, A dual frame survey to assess time and space related changes of the colonizing wolf population in France. *Hystrix* **23**, 14–28 (2012).
 58. F. Marucco *et al.*, Non-invasive integrated sampling design to monitor the wolf population in Piemonte, Italian Alps. *Hystrix* **23**, 5–14 (2012).
 59. J. C. Blanco *et al.*, Surveying wolves without snow: A critical review of the methods used in Spain. *Hystrix* **23**, 35–48 (2012).
 60. L. Llaneza, E. J. García, J. V. López-Bao, Intensity of territorial marking predicts wolf reproduction: Implications for wolf monitoring. *PLOS ONE* **9**, e93015 (2014). [Medline doi:10.1371/journal.pone.0093015](https://doi.org/10.1371/journal.pone.0093015)
 61. K. Elgmork, The cryptic brown bear populations of Norway. *Bears: Their Biol. Manage.* **7**, 13–16 (1987). [doi:10.2307/3872601](https://doi.org/10.2307/3872601)
 62. J. E. Swenson, P. Wabakken, F. Sandegren, A. Bjärvall, R. Franzén, A. Söderberg, The near extinction and recovery of brown bears in Scandinavia in relation to the bear management policies of Norway and Sweden. *Wildl. Biol.* **1**, 11–25 (1995).
 63. S. Myrberget, Den norske bestand av bjorn, *Ursus arctos* L. *Meddelelser fra Statens Viltundersokelser* **2**, 1–21 (1969).
 64. C. Tobiassen *et al.*, Populasjonsovervåking av brunbjørn 2009-2012: DNA-analyse av prøver samlet i Norge i 2011. *Bioforsk Rapport No. 57* (2012).
 65. J. Kindberg, G. Ericsson, J. E. Swenson, Monitoring rare or elusive large mammals using effort-corrected voluntary observers. *Biol. Conserv.* **142**, 159–165 (2009). [doi:10.1016/j.biocon.2008.10.009](https://doi.org/10.1016/j.biocon.2008.10.009)

66. A. Björvall, The brown bear in Sweden. *Aquilo (Zool.)* **27**, 17–19 (1990).
67. H. J. Fengewisch, *Grossraubwild in Europas Revieren* (BLV Jagdbuch, Bayerischer Landwirtschaftsverlag, München, Germany, 1968).
68. I. Kojola, V. Hallikainen, T. Nygren, M. Pesonen, V. Ruusila, Trends and harvest in Finland's brown bear population. *Ursus* **17**, 159–164 (2006). [doi:10.2192/1537-6176\(2006\)17\[159:RTAHIF\]2.0.CO;2](https://doi.org/10.2192/1537-6176(2006)17[159:RTAHIF]2.0.CO;2)
69. I. Kojola, S. Heikkinen, Structure of expanded brown bear population at the edge of range in Finland. *Ann. Zool. Fenn.* **43**, 258–262 (2006).
70. A. Kopatz, H. G. Eiken, S. B. Hagen, M. Ruokonen, R. Esparza-Salas, J. Schregel, I. Kojola, M. E. Smith, I. Wartiainen, P. E. Aspholm, S. Wikan, A. M. Rykov, O. Makarova, N. Polikarpova, K. F. Tirronen, P. I. Danilov, J. Aspi, Connectivity and population subdivision at the fringe of a large brown bear (*Ursus arctos*) population in North Western Europe. *Conserv. Genet.* **13**, 681–692 (2012). [doi:10.1007/s10592-012-0317-2](https://doi.org/10.1007/s10592-012-0317-2)
71. E. Pulliainen, Distribution and population structure of the bear (*Ursus arctos* L.) in Finland. *Ann. Zool. Fenn.* **9**, 199–207 (1972).
72. K. Curry-Lindahl, *The brown bear, (Ursus arctos) in Europe: Decline, present distribution, biology and ecology.* *Bears: Their Biol. Manage.* **2**, 74–80 (1972). [10.2307/3872571](https://doi.org/10.2307/3872571) [doi:10.2307/3872571](https://doi.org/10.2307/3872571)
73. A. Ermala, A survey of large predators in Finland during the 19th–20th centuries. *Acta Zool. Lituanica* **13**, 15–20 (2003). [doi:10.1080/13921657.2003.10512538](https://doi.org/10.1080/13921657.2003.10512538)
74. P. Männil *et al.*, *Action Plan for Conservation and Management of Wolf, Lynx and Brown Bear in Estonia in 2012-2021* (Ministry of the Environment, Tallinn, Estonia, 2012).
75. P. Männil *et al.*, *Status of Game Populations in Estonia and Proposal for Hunting in 2011* (Estonian Environment Information Centre, Tartu, Estonia, 2011).
76. M. Kaal, Ecology, protection and prospect of utilization of the brown bear in the Estonian S.S.R. bears. *Bears: Their Biology and Management* **3**, 303–306 (1976). [doi:10.2307/3872778](https://doi.org/10.2307/3872778)
77. M. Kaal, *Brown Bear* (Valgus, Tallinn, Estonia, 1980).
78. Council of Europe, *Workshop on the Situation and Protection of the Brown Bear (Ursus Arctos) in Europe: Covadonga (Asturias, Spain), 18-20 May 1988; Proceedings of the Workshop* (EDC collection, Council of Europe, Strasbourg, France, 1989).
79. H. Valdmann *et al.*, The brown bear population in Estonia: Current status and requirements for management. *Ursus* **12**, 31–36 (2001).
80. V. Pilāts, J. Ozoliņš, Status of brown bear in Latvia. *Acta Zool. Lituanica* **13**, 65–71 (2003). [doi:10.1080/13921657.2003.10512545](https://doi.org/10.1080/13921657.2003.10512545)
81. J. Ozoliņš, *Winter Denning Evidences of a Brown Bear in the North-East of Latvia* (Latvian Society of Geography, Riga, Latvia, 2005).

82. Z. Jakubiec, "Niedźwiedź *Ursus arctos*," *Monitoring gatunków i siedlisk przyrodniczych ze szczególnym uwzględnieniem specjalnych obszarów ochrony siedlisk Natura 2000. Wyniki monitoringu* (Główny Inspektorat Ochrony Środowiska, Warszawa, Poland, 2008).
83. N. Selva *et al.*, Program ochrony niedźwiedzia brunatnego *Ursus arctos* w Polsce – projekt. *Szkoła Główna Gospodarstwa Wiejskiego* (Warszawa, Poland, 2011).
84. T. Buchalczyk, The brown bear in Poland. *Bears Their Biol. Manage.* **4**, 229–232 (1980). [doi:10.2307/3872872](https://doi.org/10.2307/3872872)
85. W. Grodzinski, Materiały do fauny kręgowców ców Bieszczad Zachodnich. *Zesz. nauk. UJ Zool.* **10**, 177–221 (1957).
86. O. Ionescu, *Bear status and management in Carpathians*, ICAS (Forest Research and Management Planning Institute (ICAS), Bucharest, Romania, 2002).
87. M. A. J. Couturier, *L'Ours Brun: Ursus arctos L.* (Editions B. Arthaud, Grenoble, France, 1954).
88. C. Servheen *et al.*, *Bears: Status Survey and Conservation Action Plan* (IUCN/SSC Action Plans for the Conservation of Biological Diversity, International Union for Conservation of Nature, Gland, Switzerland, 1999).
89. M. Janík *et al.*, Súčasné rozšírenie medveďa hnedého (*Ursus arctos*) v Československu. *Poľovnícky Zborník – Folia Venatoria* **16**, 331–352 (1986).
90. R. Rigg *et al.*, *Status, Ecology and Management of the Brown Bear (Ursus arctos) in Slovakia* (Slovak Wildlife Society, Liptovský Hrádok, Slovakia, 2007).
91. Ministry of Environment and Waters, *Action Plan for the Brown Bear in Bulgaria* (Balkani Wildlife Society, Sofia, Bulgaria, 2008).
92. D. Zlatanova *et al.*, Habitatverbund für den Braunbären in Bulgarien - Grundlage für die Schaffung Transeuropäischer Wildtiernetze (TEWN) auf dem Balkan. *Naturschutz und Landschaftsplanung* **41**, 114–122 (2009).
93. A. Festetics *et al.*, *Der Luchs in Europa: Verbreitung, Wiedereinbürgerung, Räuber-Beute-Beziehung: (1. Internationales Luchs-Kolloquium Murau/Steiermark, 7.-9. Mai 1978)*, Text + Kritik (Kilda-Verlag, Greven, Germany, 1980).
94. M. Ruskov *et al.*, Der Braunbär (*Ursus arctos* L.) in Bulgarien. *Z. Säugetierkd.* **39**, 358–368 (1974).
95. N. Spassov, in *Living with Bears: A Large Carnivore in a Shrinking World*, B. Kryštufek, B. Flajšman, H. I. Griffiths, Eds. (Ecological Forum of the Liberal Democracy of Slovenia, Ljubljana, Slovenia, 2003), pp. 229–243.
96. G. Ivanov *et al.*, in *Proceedings of the III Congress of Ecologists of the Republic of Macedonia with International Participation. Special issues of Macedonian Ecological Society* (Struga, FYR Macedonia, 2008), vol. 8, pp. 249–256.
97. A. Trajçe *et al.*, *Report on Camera-Trapping Activities in Albania During Winter 2010-11*(PPNEA, Tirana, Albania, 2011).

98. A. Trajçe *et al.*, *Final Report on the Baseline Survey for Lynx, Prey and Other Large Carnivores in Albania, 2006-07* (PPNEA, Tirana, Albania, 2008).
99. E. Keçi *et al.*, *Conflicts Between Lynx, Other Large Carnivores, and Humans in Macedonia and Albania* (special issues of Macedonian Ecological Society, Skopje, Struga, Macedonia, 2009), vol. 8.
100. Ministry of Environment, Forestry and Water Administration, *Report on the State of Environment 2009* (Tirana, Albania, 2009).
101. F. Bego, On the status and distribution of the large carnivores (Mammalia: Carnivora: brown bear, wolf and lynx) in Albania. *Albanian J. Nat. Tech. Sci.* **1**, **XI** (17), 41–53 (2005).
102. A. Karahasanović, Perspektivni plan razvoja lovstva NR BiH i naši zadaci u njemu. *Lovački list* **5**, 229 (1958).
103. I. Kocijan *et al.*, *Conservation Genetics of Brown Bears in Croatia. Final Report. Project Gaining and Maintaining Public Acceptance of Brown Bear in Croatia* (BBI-Matra/2006/020 through ALERTIS, Zagreb, Croatia, 2008).
104. Đ. Huber, J. Kusak, A. Majić-Skrbinšek, D. Majnarić, M. Sindičić, A multidimensional approach to managing the European brown bear in Croatia. *Ursus* **19**, 22–32 (2008). [doi:10.2192/1537-6176\(2008\)19\[22:AMATMT\]2.0.CO;2](https://doi.org/10.2192/1537-6176(2008)19[22:AMATMT]2.0.CO;2)
105. D. Huber *et al.*, *Present Status and Management of Large Carnivores in Croatia*, B. Kryštufek, B. Flajšman, H. I. Griffiths, Eds. (Ecological Forum of the Liberal Democracy of Slovenia, Ljubljana, Slovenia, 2003), pp. 207–227.
106. G. Mertzanis *et al.*, in *Woodland Cultures in Time and Space - Tales from the Past, Messages for the Future*, E. Saratsi, M. Burgi, E. Johann, K. Kirby, D. Moreno, C. Watkins, Eds. (Embryo Publications, Athens, Greece, 2009), pp. 330–337.
107. A. A. Karamanlidis, M. Straka, E. Drosopoulou, M. de Gabriel Hernando, I. Kocijan, L. Paule, Z. Scouras, Genetic diversity, structure, and size of an endangered brown bear population threatened by highway construction in the Pindos Mountains, Greece. *Eur. J. Wildl. Res.* **58**, 511–522 (2012). [doi:10.1007/s10344-011-0598-7](https://doi.org/10.1007/s10344-011-0598-7)
108. A. Karamanlidis, *First Genetic Census of Brown Bear (Ursus arctos) Population in Greece. Final Report* (Arcturos, Hellenic Ministry of Rural Development and Food & Hellenic Ministry of Environment, Energy and Climate Change, Thessaloniki, Greece, 2011).
109. D. Tsaparis *et al.*, *Genetic Study of the Brown Bear (Ursus arctos, L.) Population in NW Greece (Region of Kastoria)* [Project LIFE09NAT/GR/000333 (NGO “Callisto”), Callisto NGO, Thessaloniki, Greece, 2012].
110. Y. Mertzanis *et al.*, in *Red Data Book of Greek Vertebrates*, A. Legakis, P. Maragou, Eds. (Greek Zoological Society, Athens, Greece, 2009), pp. 387–389.

111. R. Hainard *et al.*, *Mammifères Sauvages d'Europe: Insectivores, Chéiroptères [Primates] Carnivores* (Beautés de la Nature, Delachaux & Niestlé, Neuchâtel, Switzerland, 1961).
112. M. Paunović, D. Čirović, M. Milenković, in *Status and Conservation of Carnivores in Serbia* (CIC Proceedings of the Symposium “Coexistence of Man and Carnivores: Threat or Benefit?” Belgrade, Serbia, 2008), pp. 111–117.
113. M. Paunović, D. Čirović, M. Milenković, in *Action Plan on Conservation of Brown Bear *Ursus arctos* (L., 1758) in Serbia, Phase 1 – Strategic Plan* (Faculty of Biology, University of Belgrade and Ministry of Environmental Protection of Serbia, Belgrade, Serbia, 2007), pp. 1–46.
114. K. Jerina, M. Debeljak, S. Džeroski, A. Kobler, M. Adamič, Modeling the brown bear population in Slovenia: A tool in the conservation management of a threatened species. *Ecol. Modell.* **170**, 453–469 (2003). [doi:10.1016/S0304-3800\(03\)00245-X](https://doi.org/10.1016/S0304-3800(03)00245-X)
115. M. Adamič, in *Living with Bears: A Large Carnivore in a Shrinking World*, B. Kryštufek, B. Flajšman, H. I. Griffiths, Eds. (Ecological Forum of the Liberal Democracy of Slovenia, Ljubljana, Slovenia, 2003), pp. 157–171.
116. K. Jerina, M. Jonozovič, M. Krofel, T. Skrbinšek, Range and local population densities of brown bear *Ursus arctos* in Slovenia. *Eur. J. Wildl. Res.* **59**, 459–467 (2013). [10.1007/s10344-013-0690-2](https://doi.org/10.1007/s10344-013-0690-2) [doi:10.1007/s10344-013-0690-2](https://doi.org/10.1007/s10344-013-0690-2)
117. K. Jerina, M. Adamič, Fifty years of brown bear population expansion: Effects of sex-biased dispersal on rate of expansion and population structure. *J. Mammal.* **89**, 1491–1501 (2008). [10.1644/07-MAMM-A-357.1](https://doi.org/10.1644/07-MAMM-A-357.1) [doi:10.1644/07-MAMM-A-357.1](https://doi.org/10.1644/07-MAMM-A-357.1)
118. P. Ciucci, L. Boitani, The Apennine brown bear: A critical review of its status and conservation problems. *Ursus* **19**, 130–145 (2008). [doi:10.2192/07PER012.1](https://doi.org/10.2192/07PER012.1)
119. F. Zunino, S. Herrero, The status of the brown bear (*Ursus arctos*) in Abruzzo national park, Italy, 1971. *Biol. Conserv.* **4**, 263–272 (1972). [doi:10.1016/0006-3207\(72\)90123-1](https://doi.org/10.1016/0006-3207(72)90123-1)
120. Coordination board for Bear Management in Austria, *Bears in Austria – A Management Plan. Revised Version 2005* (WWF Austria, Vienna, Austria, 2005).
121. C. Groff *et al.*, *2011 Bear Report* (Forestry and Wildlife Department of the Autonomous Province of Trento, Trento, Italy, 2012).
122. AA. *et al.*, Piano d’Azione interregionale per la Conservazione dell’Orso brunon nelle Alpi centro- orientali – PACOBACE. *Quaderni di Conservazione della Natura* **33**, 100–143 (2010).
123. Bafu, *Konzept Bär. Managementplan für den Braunbären in der Schweiz* (BAFU (Bundesamt für Umwelt), Bern, Switzerland, 2009).
124. J. J. Camarra *et al.*, What’s up in the Pyrenees? Disappearance of the last native bear, and the situation in 2011. *Int. Bear News* **20**, 34–35 (2011).

125. J. J. Camarra *et al.*, Vingt ans de suivi (1993-2012) de la population d'ours brun des Pyrénées: Bilan et perspectives. *Faune Sauvage* **302**, 30–37 (2014).
126. F. Decaluwe *et al.*, Le statut de la population d'ours brun dans les Pyrénées: Bilan 2010 et actualités 2011. *Faune Sauvage* **292**, 48–50 (2011).
127. P. Röben, Status of the brown bear in the Pyrenees. *Bears Their Biol. Manage.* **4**, 243–247 (1980). [doi:10.2307/3872874](https://doi.org/10.2307/3872874)
128. S. Palazón *et al.*, El oso en Cataluña: La población se consolida. *Quercus* **304**, 16–23 (2011).
129. M. Alonso *et al.*, in *El oso pardo (Ursus arctos) en España*, J. Naves, G. Palomero, Eds. (ICONA, Colección Técnica, Madrid, Spain, 1993), pp. 339–350.
130. G. Palomero, F. Ballesteros, C. Nores, J. C. Blanco, J. Herrero, A. García-Serrano, Trends in number and distribution of brown bear females with cubs-of-the-year in the Cantabrian Mountains, Spain. *Ursus* **18**, 145–157 (2007). [doi:10.2192/1537-6176\(2007\)18\[145:TINADO\]2.0.CO;2](https://doi.org/10.2192/1537-6176(2007)18[145:TINADO]2.0.CO;2)
131. J. Naves *et al.*, *Riesgo de Extinction del Oso ardo Cantábrico* (Fundación Oso de Asturias, Oviedo, Spain, 1999), p. 38 showing a map from SPCCPN, 1968.
132. R. Notario, *El Oso Pardo en España* (Servicio Nacional de Pesca Continental, Caza y Parques Nacionales, Madrid, Spain, 1970).
133. J. D. C. Linnell, H. Broseth, J. Odden, E. B. Nilsen, Sustainably harvesting a large carnivore? Development of Eurasian lynx populations in Norway during 160 years of shifting policy. *Environ. Manage.* **45**, 1142–1154 (2010). [Medline doi:10.1007/s00267-010-9455-9](https://doi.org/10.1007/s00267-010-9455-9)
134. J. Kratochvil, Recent distribution of the lynx in Europe. *Acta Scientiarum Naturalium Academiae Scientiarum Bohemicae BRNO* **5/6**, 1–74 (1968).
135. S. Myrberget, The lynx population in Norway. *Acta Scientiarum Naturalium Academiae Scientiarum Bohemicae BRNO* **5/6**, 17–20 (1968).
136. H. Brøseth *et al.*, “Antall familiegrupper, bestandsestimat og bestandsutvikling for gaupe i Norge i 2012,” *NINA Rapport* (NINA, Trondheim, Norway, 2012).
137. H. Andrén *et al.*, (monitoring report, Wildlife Damage Center 2010-4, Grimsö Wildlife Research Station, Riddarhyttan, Sweden, 2010).
138. K. Curry-Lindahl, Lons (*Lynx lynx*) historia och nuvarande förekomst i Sverige och övriga Europa. *Sveriges Natur* **42**, 122–146 (1951).
139. K. Holmala, *Status, Increase and Sustainability of Finnish Lynx Population*. *RKTL 434/401/2012* (Finnish Game and Fisheries Research Institute, Helsinki, Finland, 2012).
140. *Status and Conservation of the Eurasian Lynx (Lynx lynx) in Europe in 2001*, I. Kojola, M. von Arx, C. Breitenmoser-Würsten, F. Zimmermann, U. Breitenmoser, Eds. (KORA Bericht No. 19, Muri b. Bern, Switzerland, 2004), pp. 78–85.

141. E. Pulliainen, The lynx population in Finland. *Acta Scientiarum Naturalium Academiae Scientiarum Bohemicae BRNO Nova Series* **5/6**, 27–34 (1968).
142. G. A. Novikov, Contemporaneous distribution of the lynx in the western part of the USSR. *Acta Scientiarum Naturalium Academiae Scientiarum Bohemicae BRNO Nova Series* **5/6**, 35–48 (1968).
143. J. Ozoliņš *et al.*, in *Economic, Social and Cultural Aspects in Biodiversity Conservation*, O. Opermanis, G. Whitelaw, Eds. (Press of the University of Latvia, Riga, Latvia, 2008), pp. 59–72.
144. A. Andersone *et al.*, *The Lynx: Regional Features of Ecology, Use and Protection*, Y. N. Matyushkin, M. A. Vaisfeld, Eds. (Nauka, Moscow, 2003).
145. Y. N. Matyushkin *et al.*, *The Lynx: Regional Features of Ecology, Use and Protection* (Nauka, Moscow, 2003).
146. J. Prūsaitė, *Fauna of Lithuania. Mammals* (Mokslas Vilnius, Lithuania, 1988).
147. M. Bieniek *et al.*, Historical biogeography of the lynx in Poland. *Acta Zool. Cracov.* **41**, 143–167 (1998).
148. Z. Pielowski, in *Die Situation des Luchses in Polen*, Z. Pielowski, A. Festetics, Eds. (Kilda Verlag, Greven, Germany, 1980), pp. 181–186.
149. K. Schmidt, *Program Ochrony Rysia Lynx lynx w Polsce - Projekt* (Szkoła Główna Gospodarstwa Wiejskiego, Warszawa, Poland, 2011).
150. D. Zlatanova *et al.*, in *Status and Conservation of the Eurasian Lynx (Lynx lynx) in Europe in 2001*, M. von Arx, C. Breitenmoser-Würsten, F. Zimmermann, U. Breitenmoser, Eds. (KORA Bericht No. 19, Muri b. Bern, Switzerland, 2004).
151. D. Zlatanova *et al.*, “First hard evidence of lynx (*Lynx lynx* L.) presence in Bulgaria. Proceedings of XI Anniversary Scientific Conference 120 years Of Academic Education In Biology, 45 years Faculty of Biology(Biotechnology & Biotechnological Equipment, 23:sup1, Sofia, Bulgaria, 2009), pp. 184–187.
152. D. Zlatanova *et al.*, in *The Balkan Lynx Population - History, Recent Knowledge on its Status and Conservation Needs*, C. Breitenmoser-Wuersten, U. Breitenmoser, Eds. (KORA, Muri b., Bern, Switzerland, 2001), pp. 19–23.
153. N. Atanasov, Der Luchs (*Lynx lynx* L.) in Bulgarien. *Acta Scientifica Naturalis* **2**, 25–32 (1968).
154. J. Červený, P. Koubek, L. Bufka, Eurasian lynx (*Lynx lynx*) and its chance for survival in central europe: The case of the Czech Republic. *Acta Zool. Lituania* **12**, 428–432 (2002). [doi:10.1080/13921657.2002.10512534](https://doi.org/10.1080/13921657.2002.10512534)
155. M. Anděra *et al.*, *Large Mammals in the Czech Republic. Distribution, History and Protection. 2. Carnivores (Carnivora)*. (Národní Muzeum Praha, Praha, Czech Republic, 2009), pp. 215–215.
156. P. Koubek *et al.*, Lynx in the Czech and Slovak Republics. *Acta Scientiarum Naturalium Academiae Scientiarum Bohemicae BRNO* **30**, 1-78 (1996).

157. L. Kunc, Lynx (*Lynx lynx*) in the Moravskokleské Beskydy Mts. *Acta Scientiarum Naturalium Academiae Scientiarum Bohemicae BRNO* **30**, 58–63 (1996).
158. P. Kovařík, M. Kutal, I. Machar, Sheep and wolves: Is the occurrence of large predators a limiting factor for sheep grazing in the Czech Carpathians? *J. Nat. Conserv.* **22**, 479–486 (2014). [doi:10.1016/j.jnc.2014.06.001](https://doi.org/10.1016/j.jnc.2014.06.001)
159. Z. Rakonczay, *Hungarian Red Data Book* (Akadémiai Kiadó, Budapest, Hungary, 1990).
160. L. Szemethy *et al.*, in *Emlős Ragadozók Magyarországon*, M. Heltai, Ed. (Mezőgazda Kiadó, Budapest, Hungary, 2010), pp. 81–85.
161. E. Van Maanen, G. Predoiu, R. Klaver, M. Soule, M. Popa, O. Ionescu, R. Jurj, S. Negus, G. Ionescu, W. Altenburg, *Safeguarding the Romanian Carpathian Ecological Network. A Vision for Large Carnivores and Biodiversity in East Europe* (Brandsma Offset Ferwerd, Holand, 2006).
162. M. Paunovic *et al.*, in *Status and Conservation of the Eurasian Lynx (*Lynx lynx*) in Europe in 2001*, M. von Arx, C. Breitenmoser-Würsten, F. Zimmermann, U. Breitenmoser, Eds. (KORA Bericht No. 19, Muri b. Bern, Switzerland, 2004).
163. P. Hell *et al.*, *Rys a divá mačka v slovenských Karpatoch a vo svete* (PaRPress, Bratislava, Slovakia, 2004).
164. Đ. Mirić, *The Lynx Populations of the Balkan Peninsula* (Department of Natural and Mathematical Sciences, Serbian Academy of Sciences and Arts, Separate Editions DXXXIX, 55, Belgrade, Yugoslavia, 1981), pp. 1–154.
165. D. Melovski, *Status and Distribution of the Balkan Lynx (*Lynx lynx martinoi* Mirić, 1978) and its Prey* (University of Montenegro, Podgorica, Montenegro, 2012).
166. D. Ćirović, M. Paunović, M. Milenković, *Action Plan on Conservation of Lynx Lynx lynx (L., 1758) in Serbia, Phase I – Strategic Plan* (Faculty of Biology, Univ. of Belgrade and Ministry of Environmental Protection of Serbia, Belgrade, Serbia, 2007), pp. 1–32.
167. M. Ćirović *et al.*, *Status and Conservation of Carnivores in Serbia* (Conseil International de la Chasse, Belgrade, Serbia, 2008).
168. M. Paunovic *et al.*, in *Status and Conservation of the Eurasian Lynx (*Lynx lynx*) in Europe in 2001*, C. Breitenmoser-Wuersten, U. Breitenmoser, Eds. (KORA Bericht 19, Muri b. Bern, Switzerland, 2001), pp. 12–17.
169. T. Kominos, in *The Red Data Book of Endangered Animals of Greece*, A. Legakis, P. Maragou, Eds. (Greek Zoological Society, Athens, Greece, 2009), pp. 365–366.
170. T. Kominos *et al.*, Recent tangible evidence of the existence of Lynx in Greece. *Biologica Callo-hellenica* **18**, 67–74 (1991).
171. M. Panayotopoulou, in *The Balkan Lynx Population - History, Recent Knowledge on its Status and Conservation Needs*, C. Breitenmoser-Wuersten, U. Breitenmoser, Eds. (KORA Bericht 7, Muri b. Bern, Switzerland, 2001), pp. 28–31.

172. M. Sindičić *et al.*, *Plan upravljanja risom u Republici Hrvatskoj. Državni zavod za zaštitu prirode* (Državni zavod za zaštitu prirode, Zagreb, Croatia, 2010).
173. V. Soldo, in *The Balkan Lynx Population - History, Recent Knowledge on its Status and Conservation Needs*, C. Breitenmoser-Wuersten, U. Breitenmoser, Eds. (KORA, Muri b. Bern, Switzerland, 2001), pp. 6–7.
174. I. Kos *et al.*, Status and distribution of Eurasian lynx (*Lynx lynx*) in Slovenia from 2005 to 2009. *Acta Biol. Slovenica* **55**, 49–63 (2012).
175. T. Engleder, *Aktuelles zum Luchs im Nordwesten Österreichs - Böhmerwald, Mühlviertel, Waldviertel; Kurzbericht 2011* (Luchsprojekt Österreich Nordwest, Haslach, Austria, 2011).
176. K. Weingarth *et al.*, Grenzüberschreitendes Fotofallenmonitoring - wie zählt man Luchse? (2011); <http://www.luchserleben.de/standardtext/berichte.html>.
177. L. Bufka *et al.*, The lynx (*Lynx lynx* L.) in the Šumava Region, Southwest Bohemia. *J. Wildl. Res.* **1**, 167–170 (1996).
178. S. Wölfl *et al.*, *Luchs-Monitoring mittels Fotofallen im Bayerischen Wald. Wintereinsatz 2010* (Bayerischen Landesamts für Umwelt, Augsburg, Germany, 2010).
179. P. Kaczensky *et al.*, *Monitoring Large Carnivores in Germany* (Bundesamt für Naturschutz, Bonn, Germany, 2009).
180. C. Fuxjäger, *Der Luchs im Nationalpark Kalkalpen 2011 Jahresbericht* (Nationalpark Kalkalpen, Molln, Austria, 2012).
181. C. Fuxjäger *et al.*, Eurasian lynx (*Lynx lynx*) in the Austrian Alps in period 2005-2009. *Acta Biol. Slovenica* **55**, 65–69 (2012).
182. U. Breitenmoser *et al.*, in *Der Luchs. Ein Grossraubtier in der Kulturlandschaft*. (Salm Verlag, Wohlen/Bern, Switzerland, 2008), pp. 538–538.
183. E. Marboutin *et al.*, Survey of the Lynx lynx distribution in the French Alps: 2005-2009 update. *Acta Biol. Slovenica* **55**, 29–34 (2012).
184. P. Molinari *et al.*, Status and distribution of the lynx (*Lynx lynx*) in the Italian Alps 2005-2009. *Acta Biol. Slovenica* **55**, 35–41 (2012).
185. F. Zimmermann *et al.*, *Monitoring der Raubtiere in der Schweiz 2009* (KORA Bericht, Muri b. Bern, Switzerland, 2010).
186. A. Molinari-Jobin, E. Marboutin, S. Wölfl, M. Wölfl, P. Molinari, M. Fasel, I. Kos, M. Blažič, C. Breitenmoser, C. Fuxjäger, T. Huber, I. Koren, U. Breitenmoser, Recovery of the Alpine lynx *Lynx lynx* metapopulation. *Oryx* **44**, 267–275 (2010). [doi:10.1017/S0030605309991013](https://doi.org/10.1017/S0030605309991013)
187. E. Pesenti, F. Zimmermann, Density estimations of the Eurasian lynx (*Lynx lynx*) in the Swiss Alps. *J. Mammal.* **94**, 73–81 (2013). [doi:10.1644/11-MAMM-A-322.1](https://doi.org/10.1644/11-MAMM-A-322.1)
188. J. M. Vandel, P. Stahl, Distribution trend of the Eurasian lynx *Lynx lynx* populations in France. *Mammalia* **69**, 145–158 (2005). [doi:10.1515/mamm.2005.013](https://doi.org/10.1515/mamm.2005.013)

189. Nationalparkverwaltung Harz, *Luchsprojekt Harz Bericht 2010/11* (Nationalpark Harz, Wernigerode, Germany, 2011).
190. P. Wabakken *et al.*, The recovery, distribution, and population dynamics of wolves on the Scandinavian peninsula, 1978-1998. *Can. J. Zool.* **79**, 710–725 (2001); published online Epub2001/04/01 (10.1139/z01-029).
191. S. Myrberget, Den norske bestand av ulv, *Canis lupus* (L). *Meddelelser fra Statens Viltundersøkelser* **32**, 1–17 (1969).
192. I. Kojola *et al.*, Recent changes in wolf population in Finland based on various data sets. *Suomen Riista* **57**, 55–62 (2011).
193. E. Jansson, M. Ruokonen, I. Kojola, J. Aspi, Rise and fall of a wolf population: Genetic diversity and structure during recovery, rapid expansion and drastic decline. *Mol. Ecol.* **21**, 5178–5193 (2012). [Medline doi:10.1111/mec.12010](#)
194. P. Rassi *et al.*, *The 2010 Red List of Finnish Species* (Ympäristöministeriö & Suomen ympäristökeskus, Helsinki, Finland, 2010).
195. P. Wabakken *et al.*, *The Wolf in Scandinavia and Finland: Final Report from Wolf Monitoring in the 2011-2012 Winter* (Hedmark University College, Evenstad, Norway, 2012).
196. E. Pulliainen, Studies on the wolf (*Canis lupus* L.) in Finland. *Ann. Zool. Fenn.* **2**, 215–259 (1965).
197. D. H. Pimlott, *Wolves: Proceedings of the First Working Meeting of Wolf Specialists and of the First International Conference on the Conservation of the Wolf. Stockholm, Sweden 5 - 6 September 1973* (IUCN Publications: Supplementary papers; International Union for Conservation of Nature and Natural Resources, 1975).
198. D. I. Bibikov, in *Wolves. Proceedings of the First Working Meeting of Wolf Specialists and of the First International Conference on the Conservation*, D. H. Pimlott, Ed. (IUCN Publications, Supplement 43, Stockholm, Sweden, 1975).
199. M. Kaal, *Wolf* (Valgus, Tallinn, Estonia, 1983).
200. J. Ozoliņš *et al.*, Wolf hunting in Latvia in the light of population continuity in the Baltics, in *Beiträge zur Jagd- und Wildforschung, Band 36, Halle/Saale: Gesellschaft für Wildtier- und Jagdforschung e.V., S. 93-104*, M. Stubbe, Ed. (Salzland Druck GmbH & Co, Stassfurt, Germany, 2011).
201. R. S. Bačkaitienė, *The Influence of Environmental Factors on the Population of Wolves (Canis lupus lupus L.) in Lithuanian Forests* (Aleksandras Stulginskis University, Lithuania, 2012).
202. L. Balčiauskas, Wolf numbers and distribution in Lithuania and problems of species conservation. *Ann. Zool. Fenn.* **45**, 329–334 (2008). [doi:10.5735/086.045.0414](#)
203. P. Suminski, in *Wolves. Proceedings of the First Working Meeting of Wolf Specialists and of the First International Conference on the Conservation*, D. H.

- Pimlott, Ed. (IUCN Publications, Supplement 43, Stockholm, Sweden, 1973), pp. 44–52.
204. M. Wolsan *et al.*, *The History of Distributional and Numerical Changes of the Wolf *Canis lupus* L. in Poland* (Świat Press, Kraków-Warszawa, Poland, 1992).
 205. I. Reinhardt *et al.*, *Pilotstudie zur Abwanderung und zur Ausbreitung von Wölfen in Deutschland* (Federal Agency for Nature Conservation, Bonn, Germany, 2011).
 206. I. Reinhardt *et al.*, A review of wolf management in Poland and Germany with recommendations for future transboundary management. *BfN-Skripten* **356** (2013).
 207. M. Anděra *et al.*, Recent distribution of the wolf (*Canis lupus*) in the Czech Republic. *Lynx (Praha)* **25**, 5–12 (2004).
 208. R. Hausknecht, Á. Szabó, G. Firmánszky, R. Gula, R. Kuehn, Confirmation of wolf residence in Northern Hungary by field and genetic monitoring. *Mamm. Biol.* **75**, 348–352 (2010). [doi:10.1016/j.mambio.2009.10.001](https://doi.org/10.1016/j.mambio.2009.10.001)
 209. S. Faragó, A farkas (*Canis lupus* L. 1758) 1920-1985 közötti előfordulása Magyarországon. *Fol. Hist.-Nat. Mus. Matr.* **14**, 139–164 (1989).
 210. L. Szemethy *et al.*, in *Emlős ragadozók Magyarországon*, M. Heltai, Ed. (Mezőgazda Kiadó, Budapest, Hungary, 2010), pp. 20–24.
 211. S. Nowak *et al.*, Density and demography of wolf *Canis lupus* population in the western–most part of the Polish Carpathian Mountains, 1996–2003. *Folia Zool. (Brno)* **57**, 392–402 (2008).
 212. R. Rigg, *Slovakia Wolf Census Project. Progress Report, February 2007* (Slovak Wildlife Society, Liptovský Hrádok, Slovakia, 2007).
 213. S. Find'o *et al.*, in *Perspectives of Wolves in Central Europe*, M. Kutal, R. Rigg, Eds. (Malenovice, Beskydy Mts., Czech Republic, 2008), pp. 15–24.
 214. R. Rigg, *Abundance, Hunting and Protection of the Wolf (*Canis lupus*) in the Slovak Carpathians - Too Much or Not Enough?* (Štátna ochrana prírody Slovenskej republiky, Banská Bystrica, Zvolen, 2008).
 215. F. Bego, N. Peja, S. Pllaha, in *Protected Areas of the Southern Balkans – Legislation, Large Carnivores, Transborder Areas*, S. Psaroudas, Ed. (Arctouros, DAC Project, Thessaloniki, Greece, 2002), pp. 73–81.
 216. D. Bojović, D. Čolić, in *Wolves. Proceedings of the First Working Meeting of Wolf Specialists and of the First International Conference on the Conservation of the Wolf*, D. H. Pimlott, Ed. (IUCN Publications, Supplement 43, Stockholm, Sweden, 1975), pp. 53–61.
 217. Ž. Rapaić, Staništa vuka u Bosni i Hercegovini i rezultati reprodukcije. *Lovački list* **4**, 8–11 (1989).
 218. A. E. Moura, E. Tsingarska, M. J. Dąbrowski, S. D. Czarnomska, B. Jędrzejewska, M. Pilot, Unregulated hunting and genetic recovery from a severe population decline: The cautionary case of Bulgarian wolves. *Conserv. Genet.* **15**, 405–417 (2014). [doi:10.1007/s10592-013-0547-y](https://doi.org/10.1007/s10592-013-0547-y)

219. G. Spiridonov *et al.*, in *Red data Book of Bulgaria. Vol. Animals* (Publishing House of the Bulgarian Academy of Sciences, Sofia, Bulgaria, 1985), pp. 132–138.
220. G. Spiridonov *et al.*, *Red Data Book of the Republic of Bulgaria*, V. Golemanski, Ed. (Bulgarian Academy of Sciences & Ministry of Environment and Water, Bulgaria, Sofia, 2011).
221. J. Jeremić *et al.*, *Izvešće o stanju populacije vuka u 2012* (Zagreb, Croatia, 2012).
222. A. Štrbenac *et al.*, *Plan upravljanja vukom u Republici Hrvatskoj za razdoblje od 2010. do 2015* (Državni zavod za zaštitu prirode, Zagreb, Croatia, 2010).
223. A. Frković *et al.*, *Wolves in Croatia: Baseline Data* (Munich Wildlife Society, Ettal, Germany, 1992).
224. Y. Iliopoulos, *Distribution, Population Estimates, Conservation Problems and Management of Wolf, in Northern Pindus National Park* (Callisto NGO, Thessaloniki, Greece, 2008).
225. Y. Iliopoulos, *Effects of Egnatia Construction on Local Wolf Population in the Alignment of EGNATIA Highway – Section 4.1- Grevena* (Callisto NGO-EGNATIA S.A., Thessaloniki, Greece, 2009).
226. Y. Iliopoulos, *Wolf Status* (Greek Zoological Society, Athens, Greece, 2009).
227. Y. Iliopoulos *et al.*, *Monitoring Wolf Population in the Construction Zone of the High Speed Railway (Leinokladi- Domokos) in Central Greece* (Callisto NGO, Thessaloniki, Greece, 2010).
228. M. Delibes, *Status and Conservation Needs of the Wolf Canis lupus in the Council of Europe Member States. 47* (Convention on the Conservation of European Wildlife and Natural Habitats, Council of Europe, Strasbourg, France, 1990).
229. Y. Iliopoulos, *Distribution and Population Estimates of the Wolf in Greece. Project Report (in Greek) - Project LIFE “Lycos” NAT97-GR04249: Conservation of the Wolf (Canis lupus L.) and Its Habitats in Greece* (Arcturos, EU-DGEnv, Greek Ministry of Agriculture, Thessaloniki, Greece, (1999).
230. M. Milenković, D. Ćirović, M. Paunović, in *Current Status of Wolf and Possibility of Sustainable Use* (Proceedings of the International Symposium on Large Carnivores and Bloodhounds, Hunting Union of Serbia, Žagubica, Serbia, 2008), pp. 103–111.
231. M. Milenković, D. Ćirović, M. Paunović, *Action Plan on Conservation of Wolf Canis lupus (L., 1758) in Serbia, Phase 1 – Strategic Plan* (Institute for Biological Research “Siniša Stanković“ and Ministry of Environmental Protection of Serbia, Belgrade, Serbia, 2007), pp. 1–35.
232. M. Adamič *et al.*, *Problematika ohranjanja redkih živalskih vrst v Sloveniji na primeru volka (Canis lupus L.)* (Slovenska znanstvena fundacija, Ljubljana, Slovenia, 2003).

233. M. Adamič *et al.*, The return of the wolf (*Canis lupus*) into its historic range in Slovenia - is there any place left and how to reach it? *Zbornik gozdarstva in lesarstva* **57**, 235–254 (1998).
234. H. Potočnik *et al.*, *Monitoring of grey wolf population in Slovenia. 1s, 2nd and 3rd season - 2010/11, 2011/12 in 2012/13* (in Slovenian) (Projekt SloWolf, Ljubljana, Slovenia, 2014).
235. M. Apollonio *et al.*, Wolves in the Casentinesi Forests: Insights for wolf conservation in Italy from a protected area with a rich wild prey community. *Biol. Conserv.* **120**, 249–260 (2004). [doi:10.1016/j.biocon.2004.02.021](https://doi.org/10.1016/j.biocon.2004.02.021)
236. R. Caniglia, E. Fabbri, S. Cubaynes, O. Gimenez, J.-D. Lebreton, E. Randi, An improved procedure to estimate wolf abundance using non-invasive genetic sampling and capture-recapture mixture models. *Conserv. Genet.* **13**, 53–64 (2012). [doi:10.1007/s10592-011-0266-1](https://doi.org/10.1007/s10592-011-0266-1)
237. P. Ciucci *et al.*, *Progetto per la ricerca e conservazione del Lupo (Canis lupus) nel Parco Nazionale del Pollino: relazione finale delle attività di ricerca (1999-2003)*” (Ente Autonomo Parco Nazionale del Pollino, Rotonda, Italy, 2004).
238. P. Ciucci *et al.*, *Conservation of Large Carnivores in Abruzzo: A Research Project Integrating Species, Habitat and Human Dimension* (Annual Report 2009, Wildlife Conservation Society, New York, 2010).
239. L. Boitani *et al.*, in *Wolves. Proceedings of the First Working Meeting of Wolf Specialists and of the First International Conference on the Conservation*, D. H. Pimlott, Ed. (IUCN Publications, Supplement 43, Stockholm, Sweden, 1973), pp. 73–78.
240. F. Marucco, D. H. Pletscher, L. Boitani, M. K. Schwartz, K. L. Pilgrim, J.-D. Lebreton, Wolf survival and population trend using non-invasive capture-recapture techniques in the Western Alps. *J. Appl. Ecol.* **46**, 1003–1010 (2009). [doi:10.1111/j.1365-2664.2009.01696.x](https://doi.org/10.1111/j.1365-2664.2009.01696.x)
241. Bafu, *Konzept Wolf. Managementplan für den Wolf in der Schweiz* (BAFU (Bundesamt für Umwelt), Bern, Switzerland, 2010).
242. G. Lampreave *et al.*, El lobo vuelve a Cataluña. Historia del regreso y medidas de conservación. *Quercus* **302**, 16–25 (2011).
243. J. A. Valverde, El lobo español. *Montes* **159**, 229–241 (1971).
244. J. C. Blanco *et al.*, *El Lobo (Canis lupus) en España: Distribución, Estatus y Daños de la Ganadería* (ICONA, Madrid, Spain, 1990).
245. J. Garzón, Especies en peligro: El lobo. *Adena* **8**, 6–13 (1974).
246. F. Petrucci-Fonseca, *O lobo (Canis lupus signatus Cabrera, 1907) em Portugal: Problemática da sua conservação* (Faculdade de Ciências da Universidade de Lisboa, Lisboa, Portugal, 1990).
247. E. Flower, *Wolves in Portugal (1933-1957)* (Direcção Geral dos Serviços Florestais e Aquícolas, Lisbon, Portugal, 1971).

248. F. Álvares, Status and conservation of the Iberian wolf in Portugal. *Wolf Print* **20**, 4–6 (2004).
249. V. Pimenta *et al.*, *Situação Populacional do Lobo em Portugal: resultados do Censo Nacional 2002/2003* (Instituto da Conservação da Natureza/Grupo Lobo, Lisbon, Portugal, 2005).
250. Ø. Flagstad, E. Hedmark, A. Landa, H. Brøseth, J. Persson, R. Andersen, P. Segerström, H. Ellegren, Colonization history and noninvasive monitoring of a reestablished wolverine population. *Conserv. Biol.* **18**, 676–688 (2004).
[doi:10.1111/j.1523-1739.2004.00328.x-i1](https://doi.org/10.1111/j.1523-1739.2004.00328.x-i1)
251. A. Landa *et al.*, *Action Plan for the Conservation of Wolverines in Europe (Gulo Gulo)* (Council of Europe Publication, Strasbourg, France, 2000).
252. J. Persson *et al.*, *Järv i Skandinavien - status och utbredning 1996-2010* (NINA Rapport, NINA, Trondheim, Norway, 2011).
253. S. Myrberget, Den norske bestand av jerv *Gulo gulo* (L.) og gaupe *Lynx lynx* (L.). *Meddelelser fra Statens Viltundersøkelser* **2**, 1–35 (1970).
254. H. Brøseth *et al.*, *Yngleregistreringer av jerv i Norge i 2011* (NINA Rapport, NINA, Trondheim, Norway, 2011).
255. Viltskadecenter, Resultat från inventeringar av järv i Sverige 2012. *Inventeringsrapport från Viltskadecenter* **7** (2012).
256. B. Haglund, Winter habits of the lynx (*Lynx lynx* L.) and wolverine (*Gulo gulo* L.) as revealed by tracking in the snow. *Viltrevy* **4**, 1–311 (1966).
257. E. Pulliainen, Breeding biology of the wolverine (*Gulo gulo* L.) in Finland. *Ann. Zool. Fenn.* **5**, 338–344 (1968).
258. M. Wikman *et al.*, *Riistakannat 2010, No. 21* (Finnish Game and Fisheries Research Institute, Helsinki, Finland, 2010).